

A History of Tar Heel Soccer

The University of North Carolina men's soccer program has written a long and successful story for itself, heading into the 2002 campaign having had just one losing season in the last 44 years.

With 10 trips to the NCAA Tournament and the 2001 national championship in hand, the soccer program at Carolina has established itself as one of the finest in the Atlantic Coast Conference and the nation.

Elmar Bolowich is just the fourth head coach in school history in 1989 and has extended the rich history of Tar Heel men's soccer over the past 13 seasons.



The founder of the Carolina soccer program, Dr. Marvin Allen led Tar Heel teams to a 174-81-23 record in his 28 seasons as head coach.

TRADITION OF EXCELLENCE BEGINS WITH ALLEN

Bolowich took over after 12 successful seasons spearheaded by the coaching of Anson Dorrance, a former star player for the Tar Heels, who continues to direct the Carolina women's program to what is now legendary success each fall. Dorrance's men's teams went 172-65-21 from 1977 through 1988, a winning percentage of .708, the best of any coach in Carolina men's soccer history. He retired from men's coaching just two victories shy of becoming the University's all-time leader in coaching victories in the sport.

That distinction still belongs to Dorrance's mentor in the sport, Dr. Marvin Allen, the guiding force behind the founding of the soccer program at Carolina and its head coach for 28 seasons spanning four decades.

Dr. Allen, who also taught in the physical education department at Carolina, scored the first goal for Carolina's club soccer team when it was founded in the 1930s. In 1947, the University elevated the sport of men's

THE ACC AT 50

During the 2002-03 academic year, the Atlantic Coast Conference will celebrate its 50th birthday in style. A series of events have been planned to commemorate the ACC 50 years of excellence in intercollegiate athletics. Fiftieth Anniversary Teams will be selected in all of the conferences sports and a Top 50 overall men's and women's list will be chosen by a Blue Ribbon Committee of media, coaches, administrators and veteran observers of the Conference.

Six Carolina players were selected to the men's soccer ACC 50 Team — Gregg Berhalter (1991-93), Chris Carrieri (1998-2000), Anson Dorrance (1971-73), Eddie Pope (1992-95), David Smyth (1984-87) and Carey Talley (1994-97).



soccer to varsity status and Allen, in a most natural decision, was named the team's first head coach. It was a decision by Athletic Director Bob Fetzer that bore fruit for years to come.

Allen coached the Tar Heels for 28 seasons in the period from 1947 until his retirement after the 1976 season. Allen missed the 1951 and 1952 seasons when he was on active duty with the United States Armed Forces in the Korean War and the team was coached on an interim basis during those two years by Alan Moore.

In 28 campaigns, Allen's teams combined for a record of 174-81-23, a winning percentage of .667. Allen's 1948 team won the Southern Conference title, the first of three league crowns won by UNC in its soccer history. Beginning in 1953, Carolina teams started competing in the Atlantic Coast Conference and compiled a record of 54-41-16 under Allen's leadership.

In 1966, Carolina won the first of its three Atlantic Coast Conference men's soccer championships, sharing the championship with Maryland as both teams posted 3-1 loop records. Two years later, in 1968, North Carolina earned the first of its nine bids to the NCAA Tournament, losing its first-round match to Michigan State 5-0 in Chapel Hill. The Spartans went on that year to share the NCAA championship with Maryland.

DORRANCE TAKES OVER

Prior to Allen's last season at the helm of the Tar Heel program in 1976, Dorrance was named designated head men's soccer coach at the University, assisting Allen during his last year before taking over the head duties in 1977. It was a wise choice by Tar Heel Athletic Director Bill Cobey.

Under the direction of both Dorrance and Bolowich, the Tar Heels have established themselves as a force to be heard from in the Atlantic Coast Conference and on the national soccer scene. In addition, competing in the Atlantic Coast Conference, the nation's toughest top-to-bottom collegiate soccer league, has helped give the Tar Heel program a high visibility.

Dorrance had some outstanding teams in his early years at Carolina. His 1977, 1978 and 1979 teams all finished second in the ACC while posting overall records of 14-3-1, 12-3-4 and 16-3-5, respectively. The 1981 team finished 15-6 overall and scored a shocking 1-0 overtime upset victory over Clemson in Chapel Hill, the first win for Carolina over the Tigers in 12 years. Freshman Kenny West scored an overtime goal for Carolina that day at Fetzer Field which gave UNC its first win over I.M. Ibrahim's powerhouse team since 1969.

In 1983, the Tar Heels finished the season with a brilliant 16-3-2 record but were snubbed by the NCAA selection



The Tar Heels won the 2001 NCAA championship.



The 1947 Carolina soccer team, seen here at Fetzer Field, was the first varsity squad in program history. Marvin Allen led the Tar Heels to a 6-3 record that season.

committee when it passed out post-season bids. That slight even occurred after Carolina upset No. 1-ranked and undefeated Duke 2-1 in overtime in the final match of the regular season before a large crowd at Fetzer Field. Mark Devey scored an unassisted overtime goal to give the Tar Heels the win over the Blue Devils.

The breakthrough year for the Tar Heels under Dorrance proved to be 1987. Led by All-America defender David Smyth, the Tar Heels stunned the ACC by winning only their second conference title in history. The Tar Heels accomplished that feat by winning the championship of the inaugural ACC Men's Soccer Tournament, which was played that year before capacity crowds at Duke University. UNC used that tournament championship as a springboard to future success and advanced all the way to the NCAA Tournament Final Four, while recording 20 victories during the season.

Carolina had finished fourth that year in the ACC regular-season standings with a 3-3 record, but the Heels defeated fifth-seeded Clemson 2-1 in overtime and top-seeded Virginia 3-0 in the first two rounds of the ACC Tournament. Carolina then came back from a 3-1 second-half deficit to knock off N.C. State 4-3 in the finals of the tournament. Smyth scored the tying goal for UNC with 4:37 left in regulation and then tournament most valuable player Derek Missimo, a freshman, scored the winning goal in overtime.

Advancing to NCAA Tournament play for only the second time in school history, the 1987 team had to win three consecutive games on the road to advance to the Final Four, blanking Duke 2-0, edging South Carolina 2-1 on sudden death penalty kicks and beating Loyola of



Billy Hartman helped lead the Tar Heels to 54 wins from 1981-84, including a 16-3-2 record and a No. 19 national ranking in 1983.

C.W. Pack Sports

CAROLINA'S TOP-25 NATIONAL FINISHES

NSCAA (coaches' poll)

1983	20th
1987	8th
1988	18th
1991	20th
1993	17th
2000	5th
2001	1st

Soccer America

1983	19th
1987	6th
1988	14th
1990	13th
1991	14th
1993	14th
1994	11th
2000	1st
2001	1st

Maryland 1-0 on yet another Missimo goal. The Final Four was awarded to Clemson by the NCAA committee. The Tigers defeated Carolina, 4-1, in the semifinals and then going on to beat San Diego State for the national championship.

Carolina suffered massive graduation losses off that 1987 team and, despite a pre-season No. 1 ranking, started the following season in a sluggish manner. After 11 matches, Carolina found itself with a disappointing 4-6-1 ledger. But the Tar Heels ran off a seven-match winning streak to put themselves in contention for an NCAA Tournament bid. For the second straight year, UNC played well in the ACC Tournament, upsetting host Clemson 2-1 in the first round. That marked Carolina's first victory at Clemson since 1968. UNC then avenged a controversial regular-season loss at Duke by beating the Blue Devils 2-1 in the semifinals, a loss which knocked Duke out of the NCAA

Tournament. In the finals, the Tar Heels jumped out on top of No. 1-seeded Virginia in the first half, but the Cavaliers rallied for a 2-1 victory to deny UNC a second straight conference crown.

The Heels did earn an NCAA invitation, however, as the No. 2 seed in the South Region. Carolina traveled to Wake Forest in the first round and beat the Demon Deacons 2-0 before losing at top-seeded South Carolina 3-1 in the South Region finals at Columbia, S.C.

BOLOWICH TAKES THE REINS

Dorrance resigned as men's coach after the 1988 season to concentrate on his duties with the Carolina women's team, and Bolowich has taken the Tar Heels to new heights since taking over as head coach in '89. The 2001 national title marked the summit of that climb to national prominence.


After missing the NCAA Tournament in Bolowich's first year as head coach, the Tar Heels returned to tournament play in 1990 and 1991. Surviving a mid-season slump in 1990, Carolina claimed a tournament bid on the strength of regular-season victories over third-ranked South Carolina, eighth-ranked Wake Forest and 10th-ranked ACC champion and NCAA Final Four participant N.C. State. The Heels downed Wake Forest 2-1 in the first round of the NCAA Tournament under the lights at Fetzer Field before losing at perennial nemesis Virginia 3-1 in the second round.

Carolina, with a mark of 15-6-1, found itself in post-season play once again in 1991. The Tar Heels played host to UNC-Charlotte in the first round and beat the 49ers 1-0 in overtime as sophomore forward Todd Haskins scored in the 99th minute of play. The second-ranked Billikens of St. Louis eliminated the Tar Heels in the round of 16 with a resounding 4-0 victory at St. Louis.

After a disappointing 1992 campaign, Carolina returned to the lime-light in 1993, ranking as high as 12th in the final Soccer News poll. Led by freshman sensation Temoc Suarez, the ACC Rookie-of-the-Year, and All-America defender Gregg Berhalter, UNC finished 13-7-2 and advanced to the Round of 16 of the NCAA Tournament for the fourth time in six years.

Berhalter was especially amazing in an NCAA first round victory over Duke as he scored twice and assisted on another in UNC's 3-2 victory over the Blue Devils at Fetzer Field.

The 1994 campaign proved to be another success as Carolina finished 13-7 and made the NCAA Tournament for the sixth time in eight seasons.



Two-time All-America sweeper Gregg Berhalter has gone on to play professionally in Europe since leaving UNC. In 2002, he was a member of the U.S. World Cup team along with former Carolina teammate Eddie Pope.

Led by All-Americans Eddie Pope and Temoc Suarez as well as ACC Rookie-of-the-Year Carey Talley, Carolina's season was highlighted by a 5-1 victory over national champion Virginia, only UNC's second win over the Cavaliers since 1980.

Injuries crippled the UNC team in 1995 but the Tar Heels still managed an 11-8-1 record. Among other injured players, preseason first-team All-America defender Eddie Pope was limited to just nine games. Nevertheless, Carolina played one of the toughest schedules in the nation, including eight games against Top-15 foes, and reached the semifinals of the ACC Tournament. Junior Temoc Suarez led the Tar Heels in scoring and was named second-team All-ACC. Pope was named to the first-team despite his limited action and sophomore Carey Talley was a second-team all-conference choice. Pope was a member of the 1996 U.S. Olympic men's soccer team in Atlanta, Ga.

The Tar Heels went 8-8-1 in 1996. Along the way, Carey Talley was named first-team All-ACC and third-team All-America after leading the Tar Heels with nine goals. Temoc Suarez led UNC in scoring for the fourth year in a row and was named second-team All-ACC.

Saddled with a young team and a lack of depth due to injury problems, Carolina was 6-13 in 1997, its first losing season in 40 years. Senior Carey Talley, one of 15 finalists for the Missouri Athletic Club Collegiate Player-of-the-Year award, was named first-team All-ACC and third-team All-America for the second straight year.

The Tar Heels lost Talley to graduation and fielded one of the youngest teams in the nation in 1998 but grew up quickly and posted an 11-6-2 record, nearly earning an NCAA Tournament bid. Freshman forward Chris Carrieri was named the ACC Rookie of the Year and Second-Team All-ACC after leading the team in goals and points. Michael Bucy was named Academic All-America.

In 1999, Carolina brought back all 11 starters from the '98 campaign and returned to the NCAA Tournament for the first time in five seasons with a record of 12-7-1. Carrieri was named first-team All-ACC after finishing third in the conference in scoring, and defender Danny Jackson

was a second-team honoree. Bucy tied for the ACC lead in assists and was named first-team Academic All-America.

The 2000 Tar Heels (21-3, 5-1 ACC) shared the ACC regular-season championship, won the second ACC Tournament title in the program's history and reached the NCAA Tournament quarterfinals for the second time in school annals. Along the way, Carolina was ranked No. 1 in the nation for much of the season and won 15 games in a row, the longest winning streak in school history. UNC's No. 1 seeding in the tournament was its highest ever in men's soccer.

UNC won the ACC Tournament Nov. 10-12 with a 1-0 win over Wake Forest in the semifinals and a 1-0 overtime win over Virginia in the title game. The ACC championship was UNC's second ever and first since 1987.

2001 NATIONAL CHAMPIONS

In 2001, Carolina won the first national championship in program history, going 21-4 overall. The Tar Heels posted a school-record 14 shutouts and won three straight overtime games in the NCAA Tournament. The 21 wins equalled the school record set in 2000.

The Tar Heels led the ACC in scoring offense and allowed just 19 goals in 25 games all season, outscoring their opposition 66-19 on the year. UNC went 4-2 in the ACC for its first back-to-back winning ACC records since 1979-80 and most ACC wins in a two-year period in school history. Carolina went a perfect 12-0 at home, including three NCAA Tournament wins.

Goalkeeper Michael Ueltschey set a school record with 12 shutouts on the season, while as a team Carolina set a school record with 14 wins by shutout. Ueltschey ended his brilliant career as UNC's all-time leader



Three-time academic All-America Michael Bucy assisted on both of Carolina's goals in the 2000 ACC Tournament, helping the Heels to the conference championship and earning All-ACC Tournament honors in the process.



Two-time First-Team All-ACC choice Carey Talley also earned All-America honors in 1996 and 1997.

with 28.5 shutouts.

A RICH TRADITION OF TREMENDOUS PLAYERS

The recent success of Carolina in the sport of men's soccer is certainly no aberration, however. The Tar Heels have had a quality program since Marvin Allen coached that first team back in 1947.

Carolina has had 16 players land All-America honors in its soccer history, beginning with midfielder Frank Nelson in that initial season of 1947. Right wing Eddie Foy starred for interim coach Alan Moore in 1951 to win All-America honors and was one of three Tar Heel All-Americans in the 1950s. After Allen returned from his military service in Korea, he helped develop All-America left wing Pete Cothran in 1955 and midfielder Bill Blair in 1957.

The 1960s saw three All-America selections in Chapel Hill — back Terry Henry in 1966, midfielder Louis Bush in 1967 and midfielder Mark Packard in both 1968 and 1969.

Some of the other greats to play for the Tar Heels include Dave Boak, who led the Tar Heels in scoring twice and paced the team to a Southern Conference championship in 1948; John Ghanim, who scored what was



Michael Ueltschey shutout Indiana in the national championship game, posting his UNC-record 12th shutout of the 2001 season.



Danny Jackson earned All-America honors in 2000 and '01. He graduated from UNC in just three-and-a-half years.

then a school-record 16 goals in 1959, a mark which stood until Missimo broke it with 20 tallies in 1989; Hugh Goodman, the school's initial first-team All-South selection in 1958; Jackie Writer, who scored a then school career-record 26 goals from 1964-66 and went on to coach at Cornell University; Tony Johnson, a striker who is tied for fifth on Carolina's career list with 32 goals; Mark Devey, another striker who is tied with Johnson for fifth on Carolina's career goal list with 32 and is fifth in points with 91; Billy Hartman, a midfielder who is sixth on the career charts at UNC in points with 88 and third in assists with 33; Dino Megaloudis, a midfielder who is second all-time at UNC with 34 career assists; Kevin Kane, who still holds several Carolina goalkeeping records set in the late 1970s; and Watson Jennison, who in his four-year goalkeeping career which ended in 1992, established school records for goalkeeper minutes played, saves, shutouts and consecutive shutouts.

Amongst other accolades, Smyth was a finalist for National Player of the Year honors in 1987 and teammate Donald Cogsville earned first-team All-ACC honors at two different positions — as a defender in 1987 and at forward in 1988.

Midfielder Chad Ashton graduated after the 1989 campaign after becoming the University's all-time assists leader with 43. Meanwhile, Missimo, who played his senior year in 1990, finished with a school-record 138 points and 56 goals.

All-America choices in the 1990s included sweepers Gregg Berhalter and Eddie Pope, offensive wizard Temoc Suarez, heady midfielder Talley and forward Chris Carrieri.

Carrieri was a two-time All-America who in 2000 shattered school records for goals and points in a season. He was the top overall pick in the 2001 MLS draft. Defender Danny Jackson also was named All-America in the 2000 and '01 seasons.



Year-by-Year Records

Year	Overall Record	Pct.	Southern Conference Record	Goals For	Goals Against	Head Coach
1947	6-3-0	.667	1-1-0	25	14	Marvin Allen
1948	7-1-2	.750	3-0-1	22	10	Marvin Allen
1949	6-3-0	.667	5-1-0	19	9	Marvin Allen
1950	4-4-0	.500	3-3-0	14	15	Marvin Allen
1951	4-4-1	.500	3-2-1	17	29	Alan Moore
1952	4-5-0	.444	2-4-0	11	20	Alan Moore
Southern Conference Totals : 17-11-2 (.600)						

Year	Overall Record	Pct.	ACC Record	ACC Regular Season	ACC Tournament Finish	NCAA Tournament Finish	Goals For	Goals Against	Head Coach
1953	3-4-1	.437	0-3-1	4th			18	26	Marvin Allen
1954	3-4-1	.437	3-2-1	2nd			9	19	Marvin Allen
1955	4-2-2	.625	3-1-2	2nd			15	9	Marvin Allen
1956	4-3-0	.571	1-3-0	4th			18	13	Marvin Allen
1957	2-3-2	.429	0-2-2	Tied 4th			20	19	Marvin Allen
1958	8-2-0	.800	3-1-0	2nd			39	14	Marvin Allen
1959	10-1-0	.909	3-1-0	2nd			43	15	Marvin Allen
1960	8-3-0	.727	2-2-0	3rd			34	14	Marvin Allen
1961	8-4-0	.667	2-2-0	3rd			28	22	Marvin Allen
1962	7-2-0	.777	3-1-0	2nd			35	19	Marvin Allen
1963	5-3-2	.600	1-1-2	3rd			26	18	Marvin Allen
1964	5-2-2	.667	2-1-1	2nd			27	20	Marvin Allen
1965	8-3-0	.727	3-1-0	2nd			38	10	Marvin Allen
1966	7-2-1	.750	3-1-0	Co-Champ			41	9	Marvin Allen
1967	10-2-0	.833	4-1-0	2nd			45	16	Marvin Allen
1968	8-3-0	.727	3-2-0	2nd		First Round	31	15	Marvin Allen
1969	6-4-0	.600	3-2-0	Tied 3rd			23	12	Marvin Allen
1970	5-2-3	.650	2-1-2	Tied 2nd			37	12	Marvin Allen
1971	6-4-1	.591	2-2-1	Tied 3rd			33	19	Marvin Allen
1972	6-3-1	.650	2-2-1	3rd			24	17	Marvin Allen
1973	8-2-1	.773	2-2-1	3rd			39	12	Marvin Allen
1974	4-3-4	.545	1-2-2	4th			14	14	Marvin Allen
1975	7-4-0	.636	3-2-0	2nd			26	16	Marvin Allen
1976	9-5-0	.643	2-3-0	Tied 4th			36	18	Marvin Allen
1977	14-3-1	.806	4-1-0	2nd			54	19	Anson Dorrance
1978	12-3-4	.737	3-1-1	2nd			40	12	Anson Dorrance
1979	16-3-5	.771	3-1-1	Tied 2nd			61	24	Anson Dorrance
1980	17-4-1	.795	3-2-1	4th			67	19	Anson Dorrance
1981	15-6-0	.714	3-3-0	Tied 4th			67	25	Anson Dorrance
1982	11-7-4	.591	0-4-2	Tied 6th			54	31	Anson Dorrance
1983	16-3-2	.810	2-3-1	5th			72	26	Anson Dorrance
1984	12-7-1	.625	3-3-0	4th			45	31	Anson Dorrance
1985	12-8-1	.595	3-3-0	4th			36	29	Anson Dorrance
1986	13-7-1	.643	1-4-1	6th			52	25	Anson Dorrance
1987	20-5-0	.800	3-3-0	4th	Champion	Semifinalist	69	24	Anson Dorrance
1988	14-9-1	.585	3-3-0	3rd	Runnerup	Second Round	54	37	Anson Dorrance
1989	9-9-1	.500	1-4-1	Tied 5th	First Round		45	36	Elmar Bolowich
1990	13-7-0	.650	2-4-0	6th	First Round	Second Round	49	27	Elmar Bolowich
1991	15-6-1	.705	3-3-0	4th	Semifinalist	Second Round	31	17	Elmar Bolowich
1992	9-7-4	.550	2-2-2	4th	Semifinalist		43	28	Elmar Bolowich
1993	13-7-2	.636	2-2-2	4th	Semifinalist	Second Round	66	36	Elmar Bolowich
1994	13-7-0	.650	3-3-0	3rd	First Round	First Round	57	32	Elmar Bolowich
1995	11-8-1	.575	0-5-1	7th	Semifinalist		40	33	Elmar Bolowich
1996	8-8-1	.500	2-3-1	Tied 5th	First Round		33	33	Elmar Bolowich
1997	6-13-0	.316	1-5-0	7th	First Round		29	38	Elmar Bolowich
1998	11-6-2	.632	3-3-0	Tied 4th	First Round		39	37	Elmar Bolowich
1999	12-7-1	.625	2-3-1	5th	Semifinalist	First Round	52	25	Elmar Bolowich
2000	21-3-0	.875	5-1-0	Tied 1st	Champion	Quarterfinalist	73	18	Elmar Bolowich
2001	21-4-0	.840	4-2-0	Tied 2nd	Semifinalist	Champion	66	19	Elmar Bolowich
Totals	516-247-58	.664	114-112-31	.504	Two ACC Championships	One NCAA Championship	2101	1154	

All-Time Scores



UNC's first and winningest coach, Marvin Allen won 174 games in 28 seasons.

1947 (6-3-0, SC 1-1-0, SC 2nd Place)**Head Coach: Marvin Allen**

at Loyola (Md.)	L	0-4
at Navy	L	1-2
High Point	W	3-0
Duke	W	7-3
at Virginia	W	1-0
Roanoke	W	7-0
at Duke	L	1-3
at High Point	W	3-2
Virginia	W	2-0
Total Goals		25-14

1948 (7-1-2, SC 3-0-1, SC Champions)**Head Coach: Marvin Allen**

at Navy	L	0-2
Loyola (Md.)	W	3-2
at High Point	T	3-3 OT
Virginia	W	3-0
at Washington & Lee	W	2-0
at Roanoke	W	3-0
Duke	T	0-0 OT
High Point	W	2-1
at Duke	W	2-1
Washington & Lee	W	4-1
Total Goals		22-10

1949 (6-3-0, SC 5-1-0, SC 2nd Place)**Head Coach: Marvin Allen**

at Navy	L	0-3
Washington & Lee	W	4-1
at N.C. State	W	3-1
at Virginia	W	1-0
at Penn State	L	2-3
N.C. State	W	6-0
at Duke	W	1-0
Duke	W	2-0
Maryland	L	0-1
Total Goals		19-9

1950 (4-4-0, SC 3-3-0, SC 2nd Place)**Head Coach: Marvin Allen**

at N.C. State	W	6-0
Virginia	W	2-1
at Duke	L	0-3
Penn State	L	0-3
Duke	W	1-0
at Washington & Lee	L	2-3
N.C. State	W	3-1
at Maryland	L	0-4
Total Goals		14-15

1951 (4-4-1, SC 3-2-1, SC 2nd Place)**Head Coach: Alan Moore**

N.C. State	W	4-2
at Virginia	W	2-1
Duke	W	3-2
Washington & Lee	W	5-4
at Duke	L	0-6
at Penn State	L	0-6
at Pennsylvania	L	1-5
at N.C. State	T	1-1 OT
Maryland	L	1-2
Total Goals		17-29

1952 (4-5-0, SC 2-4-0, SC 4th Place)**Head Coach: Alan Moore**

N.C. State	L	0-1
Virginia	W	3-2
at Roanoke	W	2-1
at Washington & Lee	W	1-0
at Duke	L	1-3
Penn State	L	0-7
at N.C. State	W	2-1
at Maryland	L	1-2
Duke	L	1-3
Total Goals		11-20

1953 (3-4-1, ACC 0-3-1, ACC 4th Place)**Head Coach: Marvin Allen**

Georgetown	W	5-1
at N.C. State	T	2-2 OT
at Virginia	W	3-2
Washington & Lee	W	4-1
Roanoke	L	1-3
Duke	L	2-5
N.C. State	L	0-4
Maryland	L	1-8
Total Goals		18-26

1954 (3-4-1, ACC 3-2-1, ACC 2nd Place)**Head Coach: Marvin Allen**

at Maryland	L	1-4
at Washington & Lee	L	0-4
at Roanoke	L	2-6
Duke	W	2-1
N.C. State	W	1-0
Virginia	T	1-1 OT
at Duke	W	2-0
at N.C. State	L	0-3
Total Goals		9-19

1955 (4-2-2, ACC 3-1-2, ACC 2nd Place)**Head Coach: Marvin Allen**

N.C. State	W	3-0
at Virginia	T	1-1 OT
Maryland	L	0-2
at Duke	W	1-0
at N.C. State	T	3-3 OT
Washington & Lee	W	3-0
Roanoke	L	2-3
Duke	W	2-0
Total Goals		15-9

1956 (4-3-0, ACC 1-3-0, ACC 4th Place)**Head Coach: Marvin Allen**

Lynchburg	W	5-0
at Washington & Lee	W	4-1
Davidson	W	2-0
N.C. State	W	7-2
Virginia	L	0-3
at Duke	L	0-3
at Maryland	L	0-4
Total Goals		18-13

1957 (2-3-2, ACC 0-2-2, ACC Tied 4th Place)**Head Coach: Marvin Allen**

Roanoke	W	3-0
at Lynchburg	L	3-4
at Davidson	W	2-0
Maryland	L	2-4
at Virginia	T	4-4 OT
Duke	T	5-5 OT
at N.C. State	L	1-2
Total Goals		20-19

1958 (8-2-0, ACC 3-1-0, ACC 2nd Place)**Head Coach: Marvin Allen**

Lynchburg	W	4-3 OT
Virginia	W	3-2
at Washington & Lee	L	2-3
at Pfeiffer	W	3-1
Emory	W	15-1
Roanoke	W	3-1
N.C. State	W	2-0
Davidson	W	4-1
at Maryland	L	1-2
at Duke	W	2-0
Total Goals		39-14

1959 (10-1-0, ACC 3-1-0, ACC 2nd Place)**Head Coach: Marvin Allen**

Davidson	W	4-0
Lynchburg	W	4-3
Washington & Lee	W	5-3
at Virginia	W	3-2
at Emory	W	7-0
Pfeiffer	W	8-0
at Davidson	W	1-0
Roanoke	W	2-0
at N.C. State	W	5-2
Maryland	L	2-4
Duke	W	2-1
Total Goals		43-15

1960 (8-3-0, ACC 2-2-0, ACC 3rd Place)**Head Coach: Marvin Allen**

Roanoke	W	2-0
at Pfeiffer	W	4-1
VMI	W	7-1
Virginia	W	3-0
at Washington & Lee	W	4-0
Belmont Abbey	W	5-0
Davidson	W	2-1 OT
at Lynchburg	L	0-1
N.C. State	W	5-1
at Maryland	L	0-5
at Duke	L	2-4 OT
Total Goals		34-14

1961 (8-4-0, ACC 2-2-0, ACC 3rd Place)**Head Coach: Marvin Allen**

Roanoke	W	2-0
at Navy	L	1-5
Washington & Lee	W	4-1
West Chester	L	0-2
at N.C. State	W	5-3
at Davidson	W	2-0
Maryland	L	1-4
Pfeiffer	W	3-1
Lynchburg	W	2-1
at Belmont Abbey	W	4-1
Virginia	W	2-1
Duke	L	2-3
Total Goals		28-22

1962 (7-2-0, ACC 3-1-0, ACC 2nd Place)**Head Coach: Marvin Allen**

at Navy	L	0-4
Davidson	W	7-3
N.C. State	W	9-1
at Virginia	W	2-1
Pfeiffer	W	4-1
Belmont Abbey	W	6-1
at N.C. State	W	6-1
at Maryland	L	0-7
at Duke	W	1-0
Total Goals		35-19

1963 (5-3-2, ACC 1-1-2, ACC 3rd Place)**Head Coach: Marvin Allen**

at Navy	L	0-6
at Davidson	L	0-3
Washington (Mo.)	W	6-0
at N.C. State	W	3-1
Pfeiffer	W	4-2
at Virginia	T	2-2 OT
Belmont Abbey	W	6-0
Maryland	L	1-2
Emory	W	3-1
Duke	T	1-1 OT
Total Goals		26-18

1964 (5-2-2, ACC 2-1-1, ACC 2nd Place)**Head Coach: Marvin Allen**

Virginia Tech	W	9-1
Navy	L	2-7
Pfeiffer	W	3-0
N.C. State	W	4-1
Bridgeport	T	2-2 OT
Belmont Abbey	W	3-1
Virginia	W	2-1
at Maryland	L	1-6
at Duke	T	1-1 OT
Total Goals		27-20

1965 (8-3-0, ACC 3-1-0, ACC 2nd Place)**Head Coach: Marvin Allen**

Air Force	W	4-0
at East Carolina	W	13-1
American	W	3-0
at N.C. State	W	3-0
Pfeiffer	W	5-2
Belmont Abbey	W	3-1
at Virginia	W	2-0
Maryland	L	0-1 OT
at Navy	L	1-2
Trenton State	L	1-3
Duke	W	3-0

Total Goals 38-10

1966 (7-2-1, ACC 3-1-0, ACC Co-Champions)**Head Coach: Marvin Allen**

Virginia Tech	W	2-1
at Navy	L	0-3
N.C. State	W	4-0
at Maryland	L	1-2
Virginia	W	4-0
Belmont Abbey	W	6-0
East Carolina	W	12-0
Springfield	T	1-1 OT
Pfeiffer	W	7-1
at Duke	W	4-1
Total Goals		41-9

1967 (10-2-0, ACC 4-1-0, ACC 2nd Place)**Head Coach: Marvin Allen**

St. Andrews Presbyterian	W	6-1
Campbell	W	5-0
at East Carolina	W	4-0
at N.C. State	W	6-2
at Pfeiffer	W	4-0
Clemson	W	5-1
South Florida	L	1-3
at Virginia	W	3-2
Trenton State	W	3-2
Belmont Abbey	W	5-1
Maryland	L	1-3
Duke	W	2-1
Total Goals		45-16

1968 (8-3-0, ACC 3-2-0, ACC 2nd Place)**NCAA Tournament Participant****Head Coach: Marvin Allen**

St. Andrews Presbyterian	W	2-0
Pfeiffer	W	6-0
N.C. State	W	3-0
at Clemson	W	4-3
Virginia Tech	W	4-0
Virginia	W	3-0
East Stroudsburg	W	1-0
Belmont Abbey	W	5-1
at Maryland	L	1-3
at Duke	L	2-3
Michigan State*	L	0-5
Total Goals		31-15

*NCAA Tournament First Round (Chapel Hill, N.C.)

1969 (6-4-0, ACC 3-2-0, ACC Tied 3rd Place)**Head Coach: Marvin Allen**

at Belmont Abbey	W	2-1
Appalachian State	L	0-2
at N.C. State	W	4-0
Clemson	W	4-1
N.C. State	W	4-0
at Virginia	L	0-1
at Trenton State	L	1-3
at East Stroudsburg	W	5-1
Duke	L	0-1
Maryland	W	3-2
Total Goals		23-12

1970 (5-2-3, ACC 2-1-2, ACC Tied 2nd Place)**Head Coach: Marvin Allen**

Belmont Abbey	W	4-0
Appalachian State	W	10-1
N.C. State	T	1-1 OT
Virginia	L	0-1

at Clemson	T	3-3 OT
at East Carolina	W	8-0
Jacksonville	T	2-2 OT
East Stroudsburg	L	1-2
at Maryland	W	3-2
at Duke	W	5-0
Total Goals		37-12

1971 (6-4-1, ACC 2-2-1, ACC Tied 3rd Place)**Head Coach: Marvin Allen**

at Appalachian State	W	9-0
at Belmont Abbey	W	4-1
at William & Mary	W	3-0
at N.C. State	L	0-2
East Carolina	W	4-0
at Virginia	W	1-0
Clemson	T	2-2 OT
Trenton State	L	3-4
South Florida	L	1-4
Maryland	L	1-3
Duke	W	5-3
Total Goals		33-19

1972 (6-3-1, ACC 2-2-1, ACC 3rd Place)**Head Coach: Marvin Allen**

at Campbell	W	3-2
Belmont Abbey	W	4-1
at East Carolina	W	5-2
William & Mary	W	2-0
Virginia	L	0-2
N.C. State	W	5-0
at Clemson	L	1-5
East Stroudsburg	L	0-2
at Maryland	W	2-1 OT
at Duke	T	2-2 OT
Total Goals		24-17

1973 (8-2-1, ACC 2-2-1, ACC 3rd Place)**Head Coach: Marvin Allen**

at Belmont Abbey	W	4-1
Appalachian State	W	3-1
East Carolina	W	5-2
at Davidson	W	5-0
Virginia Tech	W	5-0
Clemson	L	0-2
at Virginia	W	1-0
Jacksonville	W	12-2
at N.C. State	W	2-1
Maryland	T	1-1 OT
Duke	L	1-2
Total Goals		39-12

1974 (4-3-4, ACC 1-2-2, ACC 4th Place)**Head Coach: Marvin Allen**

Belmont Abbey	W	5-0
at Appalachian State	W	2-0
Davidson	T	1-1 OT
at East Carolina	L	1-2
Virginia Tech	W	1-0
Virginia	L	0-2
at Clemson	L	0-6
at Emory	T	0-0 OT
N.C. State	W	3-2
at Maryland	T	0-0 OT
at Duke	T	1-1 OT
Total Goals		14-14

1975 (7-4-0, ACC 3-2-0, ACC 2nd Place)**Head Coach: Marvin Allen**

at Belmont Abbey	W	4-2	
Appalachian State	L	1-2	
at Davidson	W	3-2	OT
Rollins	L	0-1	
East Carolina	W	2-0	
Clemson	L	1-3	
at Virginia	W	4-2	
Emory	W	3-0	
at N.C. State	L	3-4	
Maryland	W	2-0	
Duke	W	3-0	
Total Goals		26-16	

1976 (9-5-0, ACC 2-3-0, ACC Tied 4th Place)**Head Coach: Marvin Allen**

Belmont Abbey	W	8-1	
UNC-Wilmington	W	5-0	
Davidson	W	3-0	
Lynchburg	L	1-2	
at East Carolina	W	3-0	
Howard	L	0-2	
Virginia	W	2-1	
UNC-Charlotte	W	7-0	
Furman	W	1-0	
at N.C. State	W	4-1	
at Maryland	W	1-0	
at Duke	L	0-1	
at Clemson	L	0-8	
N.C. State	L	1-2	OT
Total Goals		36-18	



Anson Dorrance won 172 games as the UNC men's coach and has led the Tar Heel women to 17 national championships.

1977 (14-3-1, ACC 4-1-0, ACC 2nd Place)**Head Coach: Anson Dorrance**

Western Carolina	W	3-0	
at Belmont Abbey	W	6-1	
at UNC-Wilmington	L	3-6	OT
Rollins	L	0-2	
at Davidson	W	1-0	
High Point	W	6-1	
at Appalachian State	T	0-0	OT
Furman	W	5-1	
at Virginia	W	1-0	
Clemson	L	1-5	
at Campbell	W	1-0	OT
East Carolina	W	5-0	
at N.C. State	W	2-1	OT
UNC-Charlotte	W	9-1	
Maryland	W	2-0	
Duke	W	2-0	
Guilford	W	2-1	
Washington & Lee	W	5-0	
Total Goals		54-19	

1978 (12-3-4, ACC 3-1-1, ACC 2nd Place)**Head Coach: Anson Dorrance**

UNC-Charlotte	W	3-0	
Duke*	W	3-2	
at N.C. State*	W	5-0	
UNC-Wilmington	L	1-4	
N.C. State	W	2-1	
at Guilford	T	0-0	OT
Virginia	W	1-0	
Appalachian State	T	0-0	OT
High Point	W	2-0	
UNC-Greensboro	W	1-0	
Campbell	W	2-1	
at Lynchburg	T	0-0	OT
at Clemson	T	0-0	OT
at Duke	L	0-1	
Pfeiffer	W	10-1	
at Maryland	W	1-0	OT
Old Dominion	L	0-1	
at East Carolina	W	7-0	
Davidson	W	2-1	
Total Goals		40-12	
*Mayor's Cup Tournament (Raleigh, N.C.)			

1979 (16-3-5, ACC 3-1-1, ACC Tied 2nd Place)**Head Coach: Anson Dorrance**

UNC-Charlotte	W	2-1	
Belmont Abbey	W	8-0	
N.C. State*	L	0-1	OT
at East Carolina*	W	2-1	
at UNC-Wilmington	T	1-1	OT
American#	T	2-2	OT
at Lynchburg#	T	1-1	OT
at UNC-Greensboro	W	4-3	OT
Towson State	W	6-0	
at Appalachian State	W	1-0	
George Washington+	L	0-1	
Virginia Tech+	W	6-0	
at Old Dominion	T	1-1	OT
Guilford	W	3-1	
at Campbell	W	2-0	OT
High Point	W	2-1	
at Virginia	T	1-1	OT
Clemson	L	2-6	
Duke	W	2-1	
East Carolina	W	2-1	OT
Maryland	W	1-0	OT
at N.C. State	W	2-0	
at Davidson	W	3-1	
N.C. Wesleyan	W	7-0	
Total Goals		61-24	
*Mayor's Cup Tournament (Greenville, N.C.)			
#Lynchburg Blue Ridge Tournament (Lynchburg, Va.)			
+Williamsburg Kiwanis Classic (Williamsburg, Va.)			

1980 (17-4-1, ACC 3-2-1, ACC 4th Place)**Head Coach: Anson Dorrance**

at Barton	W	1-0	OT
at Elon	W	5-0	
at UNC-Charlotte	W	8-1	
East Carolina*	W	10-0	
Duke*	L	0-1	
at High Point	W	4-0	
Appalachian State	L	0-3	
at Belmont Abbey	W	3-0	
UNC-Wilmington	W	3-0	
Campbell	W	6-2	
at Lynchburg	W	2-1	
at Guilford	W	2-0	

St. John's (N.Y.)#	W	2-1	
at Old Dominion#	W	4-0	
Virginia	W	2-0	OT
at Clemson	T	2-2	OT
Jacksonville	W	4-0	
at Maryland	W	2-0	
N.C. State	L	0-4	
William & Mary	W	2-0	
Wake Forest	W	3-1	
at Duke	L	2-3	

Total Goals 67-19

*Mayor's Cup Tournament (Chapel Hill, N.C.)

#Harbor Front Kiwanis Classic (Norfolk, Va.)

1981 (15-6-0, ACC 3-3-0, ACC Tied 4th Place)**Head Coach: Anson Dorrance**

High Point	W	8-0	
Barton	W	5-2	
Belmont Abbey	W	6-0	
Guilford	W	4-0	
Lock Haven	W	4-2	OT
at UNC-Wilmington	W	2-1	
UNC-Charlotte	W	2-1	
Lynchburg	W	10-2	
at Virginia	L	2-3	OT
Elon	W	5-0	
Clemson	W	1-0	OT
at Boston College	W	4-2	
at Connecticut	L	0-1	
at Jacksonville	W	3-0	
at Rollins	W	2-0	
at Central Florida	L	0-1	
Maryland	W	2-0	
at N.C. State	L	2-4	
at Campbell	L	0-3	
at Wake Forest	W	3-0	
Duke	L	2-3	
Total Goals		67-25	

1982 (11-7-4, ACC 0-4-2, ACC Tied 6th Place)**Head Coach: Anson Dorrance**

at High Point	W	6-1	
at South Carolina*	W	2-0	
Akron*	T	2-2	OT
at Barton	W	5-0	
UNC-Wilmington	W	3-0	
at Elon	W	2-0	
at UNC-Charlotte	W	3-2	
N.C. Wesleyan	W	4-0	
Virginia	T	0-0	OT
at Guilford	W	6-0	
Fairleigh Dickinson#	T	1-1	OT
at Old Dominion#	L	1-2	
at Belmont Abbey	W	3-0	
at South Florida	L	1-2	OT
at Tampa	L	0-1	
at Clemson	L	0-5	
at Maryland	L	0-1	OT
N.C. State	T	4-4	OT
Lynchburg	W	3-1	
Wake Forest	L	1-3	
Campbell	W	6-1	
at Duke	L	1-5	
Total Goals		54-31	

*South Carolina Tournament (Columbia, S.C.)

#Harbor Front Kiwanis Classic (Norfolk, Va.)

1983 (16-3-2, ACC 2-3-1, ACC 5th Place)**Head Coach: Anson Dorrance**

at Connecticut	W	2-1	
at Boston College	W	3-1	
Barton	W	6-0	
Navy*	W	3-2	
Georgia State*	W	7-0	
at UNC-Wilmington	W	4-0	
Clemson	L	0-7	
West Virginia Wesleyan#	W	3-2	

OT

at George Mason#	T	2-2	OT
at Virginia	L	0-2	
Guilford	W	6-1	
UNC-Charlotte	W	5-1	
South Carolina	W	6-0	
Belmont Abbey	W	6-1	
Maryland	W	2-0	
at UNC-Greensboro	W	2-0	
at N.C. State	L	1-2	
at N.C. Wesleyan	W	6-0	
at Wake Forest	T	1-1	OT
at Campbell	W	5-2	
Duke	W	2-1	OT

Total Goals 72-26

*Wolfpack Classic (Raleigh, N.C.)

#Patriot Invitational (Fairfax, Va.)

1984 (12-7-1, ACC 3-3-0, ACC 4th Place)**Head Coach: Anson Dorrance**

Philadelphia Textile*	W	4-3	OT
Winthrop	L	3-4	
at Barton	L	0-1	
South Carolina	W	6-1	
at Clemson	L	1-2	
West Virginia Wesleyan#	L	0-4	
Radford#	W	7-1	
Virginia	L	2-3	
Catawba	W	3-0	
UNC-Wilmington	W	3-0	
Erskine	W	1-0	
at South Florida	T	1-1	OT
at Central Florida	W	2-1	
at UNC-Charlotte	L	0-2	
at Maryland	W	1-0	
at Belmont Abbey	W	5-2	
N.C. State	L	1-4	
Campbell	W	2-1	
Wake Forest	W	2-1	
at Duke	W	1-0	OT

Total Goals 45-31

*Wolfpack Classic (Raleigh, N.C.)

#Patriot Invitational (Fairfax, Va.)

1985 (12-8-1, ACC 3-3-0, ACC 4th Place)**Head Coach: Anson Dorrance**

Southern Indiana	W	5-0	
at Furman	W	3-1	
at Erskine	W	4-1	
Barton	W	4-0	
Clemson	L	0-5	
West Virginia Wesleyan*	W	2-1	
at George Mason*	L	1-4	
at South Carolina	L	0-2	
at Virginia	L	1-3	
Catawba	W	1-0	
Coastal Carolina	W	2-1	
UNC-Greensboro	L	1-2	
at Connecticut	L	0-1	

at Southern Conn. State	L	0-1	
UNC-Charlotte	W	2-0	
Maryland	W	1-0	OT
Belmont Abbey	W	4-0	
at N.C. State	W	1-0	
at Campbell	T	3-3	OT
at Wake Forest	W	1-0	
Duke	L	0-4	

Total Goals 36-29

*Patriot Invitational (Fairfax, Va.)

1986 (13-7-1, ACC 1-4-1, ACC 6th Place)**Head Coach: Anson Dorrance**

Massachusetts@	W	3-0	
Central Florida@	L	1-2	OT
Elon	W	4-1	
Erskine	W	5-1	
at Barton	W	5-0	
at Clemson	L	1-3	
at George Mason*	L	3-5	
American*	W	1-0	
South Carolina	W	1-0	
Virginia	L	1-4	
at Belmont Abbey	W	2-0	
Furman	W	4-0	
at UNC-Charlotte	W	3-1	
Wake Forest	W	4-1	
at Catawba	W	2-0	
at Maryland	L	2-3	OT
Adelphi#	W	6-1	
Bowling Green State#	L	1-2	
N.C. State	T	0-0	OT
Methodist	W	3-0	
at Duke	L	0-1	

Total Goals 52-25

@Tar Heel Invitational (Chapel Hill, N.C.)

*Patriot Invitational (Fairfax, Va.)

#Florida Invitational Cup (DeLand, Fla.)

1987 (20-5-0, ACC 3-3-0, ACC 4th Place)**ACC Tournament Champion****NCAA Tournament Final Four****Head Coach: Anson Dorrance**

Duke	W	2-1	
South Florida#	W	3-0	
Central Florida#	W	2-0	
Barton	W	12-0	
Clemson	W	2-1	
at George Mason*	W	2-0	
American*	W	2-1	
at Wake Forest	W	4-2	
at Virginia	L	0-2	
Belmont Abbey	W	7-0	
at N.C. State	L	0-1	
Furman	W	2-0	
Catawba	W	7-0	
Maryland	L	0-2	
at South Carolina	L	1-2	
at UNC-Greensboro	W	2-1	
Erskine	W	3-1	
UNC-Charlotte	W	3-1	
Clemson&	W	2-1	OT
Virginia&	W	3-0	
N.C. State	W	4-3	OT
at Duke@	W	2-0	
at South Carolina~	W	2-1	OT
at Loyola (Md.)^	W	1-0	
at Clemson\$	L	1-4	

Total Goals 69-24

#Tar Heel Invitational (Chapel Hill, N.C.)
 *Patriot Invitational (Fairfax, Va.)
 &ACC Tournament (Durham, N.C.)
 @NCAA Tournament First Round (Durham, N.C.)
 ~NCAA Second Round (Columbia, S.C.)
 ^NCAA Quarterfinals (Baltimore, Md.)
 \$NCAA Semifinals (Clemson, S.C.)

1988 (14-9-1, ACC 3-3-0, ACC 3rd Place)**NCAA Tournament Participant****Head Coach: Anson Dorrance**

at Indiana*	L	0-2	
Evansville*	W	4-3	OT
at Campbell	L	1-2	
at Clemson	L	1-2	
Georgia Southern	W	6-0	
USC-Spartanburg#	W	6-2	
Catawba#	L	2-4	
at Duke	L	1-2	
College of Charleston	W	1-0	
South Carolina	T	0-0	OT
Virginia	L	0-2	
Wake Forest	W	2-1	
at Central Florida%	W	3-1	
Fla. International%	W	2-1	OT
at Maryland	W	3-2	OT
at Lenoir-Rhyne	W	6-0	
N.C. State	W	2-1	OT
UNC-Greensboro	W	4-2	
at UNC-Charlotte	L	2-3	
at Clemson&	W	2-1	
Duke&	W	2-1	
Virginia&	L	1-2	
at Wake Forest@	W	2-0	
at South Carolina+	L	1-3	

Total Goals 54-37

*adidas-Met Life Classic (Bloomington, Ind.)

#Tar Heel Invitational (Chapel Hill, N.C.)

%Central Florida Invitational (Orlando, Fla.)

&ACC Tournament (Clemson, S.C.)

@NCAA First Round (Winston-Salem, N.C.)

+NCAA Second Round (Columbia, S.C.)



Elmar Bolowich has led Carolina to 162 wins, an NCAA title, ACCtitle and seven NCAA Tournaments in 13 seasons.

1989 (9-9-1, ACC 1-4-1, ACC Tied 5th Place)**Head Coach: Elmar Bolowich**

Hartwick*	L	2-4	
Texas Christian*	W	3-1	
Catawba	W	5-3	OT
Clemson	W	2-1	
at Wake Forest	T	1-1	OT
at South Carolina	L	2-3	
College of Charleston	W	3-0	
at Connecticut	W	4-0	
Campbell	W	3-1	
at Virginia	L	0-3	
Coastal Carolina	W	1-0	
Duke	L	0-4	
Elon	W	5-0	
Maryland	L	0-2	

Lenoir-Rhyne	W	6-0	
at N.C. State	L	2-3	
at UNC-Greensboro	L	3-4	OT
UNC-Charlotte	L	2-4	OT
Maryland#	L	1-2	
Total Goals		45-36	

*Demon Deacon Weekend Challenge (Winston-Salem, N.C.)

#ACC Tournament (Durham, N.C.)

1990 (13-7-0, ACC 2-4-0, ACC 6th Place)

NCAA Tournament Participant

Head Coach: Elmar Bolowich

St. Mary's (Calif.)@	W	2-1	
Stetson@	W	7-0	
College of Charleston	L	1-3	OT
at Clemson	L	0-1	
Wake Forest	W	4-2	OT
South Carolina	W	2-1	OT
N.C. Wesleyan	W	6-1	
Wisconsin#	W	2-0	
SW Missouri State#	W	2-1	OT
Virginia	L	0-2	
Radford	W	4-1	
at Duke	L	0-1	
Wingate	W	5-1	
at Maryland	L	1-2	
Lenoir-Rhyne	W	4-2	
N.C. State	W	2-0	
at Davidson	W	4-1	
Virginia+	L	0-3	
Wake Forest\$	W	2-1	
at Virginia*	L	1-3	
Total Goals		49-27	

@Planters LifeSavers Soccer Classic (Winston-Salem, N.C.)

#Great Carolina Shootout (Conway, S.C.)

+ACC Tournament (Durham, N.C.)

\$NCAA First Round (Chapel Hill, N.C.)

*NCAA Second Round (Charlottesville, Va.)

1991 (15-6-1, ACC 3-3-0, ACC 4th Place)

NCAA Tournament Participant

Head Coach: Elmar Bolowich

Connecticut@	W	1-0	
Jacksonville@	W	1-0	
Clemson	W	2-1	
Davidson	T	0-0	OT
at South Carolina	W	2-1	OT
Vanderbilt#	W	4-0	
Radford#	W	3-0	
Appalachian State	W	2-0	
at Virginia	L	0-1	
Furman	L	0-1	
Duke	W	2-1	
at Winthrop	W	1-0	
Maryland	L	0-1	OT
at Lenoir-Rhyne	W	2-1	
at N.C. State	L	1-4	
College of Charleston	W	3-0	
at Wake Forest	W	2-0	
Georgia State	W	1-0	
Clemson+	W	3-1	
Virginia+	L	0-1	
UNC-Charlotte\$	W	1-0	OT
at St. Louis*	L	0-4	
Total Goals		49-27	

@Wake Forest Soccer Classic (Winston-Salem, N.C.)

#Champion Carolina Classic (Chapel Hill, N.C.)

+ACC Tournament (Chapel Hill, N.C.)

\$NCAA First Round (Chapel Hill, N.C.)

*NCAA Second Round (St. Louis, Mo.)

1992 (9-7-4, ACC 2-2-2, ACC 4th Place)

Head Coach: Elmar Bolowich

James Madison@	L	1-2	
Davidson@	L	3-4	OT
East Carolina	W	5-0	
at Clemson	T	1-1	OT
Belmont Abbey	L	1-2	
Tulsa#	W	4-2	OT
Navy#	W	2-0	
at Furman	T	1-1	OT
Virginia	L	3-6	
at Duke	L	0-1	
at Coll. of Charleston	L	1-3	
The Citadel	W	4-0	
at Maryland	W	1-0	
South Carolina	W	6-0	
N.C. State	T	0-0	OT
Wake Forest	W	2-0	
Winthrop	W	2-0	
at Appalachian State	W	3-1	OT
Wake Forest+	T	3-3	OT
Virginia+	L	0-2	
Total Goals		43-28	

@Wake Forest Soccer Cl. (Winston-Salem, N.C.)

#Carolina Classic Invitational (Chapel Hill, N.C.)

+ACC Tournament (Chapel Hill, N.C.)

1993 (13-7-2, ACC 2-2-2, ACC 4th Place)

NCAA Tournament Participant

Head Coach: Elmar Bolowich

UCLA@	L	3-5	
at Fullerton State@	L	2-3	
East Carolina	W	6-0	
Clemson	T	2-2	OT
Belmont Abbey	W	5-3	
Ohio State#	W	4-1	
South Carolina#	W	3-0	
at The Citadel	W	7-1	
at Virginia	L	2-3	
Davidson	W	5-0	
Duke	W	4-1	OT
Appalachian State	W	2-1	
Maryland	W	1-0	
Brown%	L	1-2	
Cornell%	W	3-1	
at Wake Forest	T	2-2	OT
at N.C. State	L	2-3	
James Madison	W	3-0	
N.C. State+	W	3-0	
Clemson+	L	2-4	
Duke\$	W	3-2	
Air Force*	L	1-2	
Total Goals		66-36	

@Chiquita Invitational (Fullerton, Calif.)

#Carolina Classic (Chapel Hill, N.C.)

%Sheraton/Lanzera Classic (Charlottesville, Va.)

+ACC Tournament (Chapel Hill, N.C.)

\$NCAA First Round (Chapel Hill, N.C.)

*NCAA Second Round (Chapel Hill, N.C.)

1994 (13-7, ACC 3-3, ACC 3rd Place)

NCAA Tournament Participant

Head Coach: Elmar Bolowich

Saint Louis@	L	1-2	OT
at Indiana@	W	2-1	
East Carolina	W	4-1	
at Clemson	L	1-4	
Nevada-Las Vegas#	W	4-0	
Old Dominion#	W	2-0	
at Belmont Abbey	W	3-1	
Virginia	W	5-1	
at Duke	W	4-3	
Princeton*	W	3-2	
The Citadel	W	3-0	
UNC-Asheville	W	7-0	
at South Carolina%	L	5-7	
Davidson%	W	4-0	
N.C. State	L	0-1	
Appalachian State	W	6-1	
Wake Forest	W	2-1	
at Maryland	L	1-2	
Duke+	L	0-2	
James Madison\$	L	0-3	
Total Goals		57-32	

@Indiana MetLife-adidas Classic (Bloomington, Ind.)

#adidas/Eurosport Carolina Classic (Chapel Hill, N.C.)

*Davidson, N.C.

%S.C. MetLife Classic (Columbia, S.C.)

+ACC Tournament (Clemson, S.C.)

\$NCAA First Round (Chapel Hill, N.C.)

1995 (11-8-1, ACC 0-5-1, ACC 7th Place)

Head Coach: Elmar Bolowich

at Connecticut@	W	6-0	
Seton Hall@	W	3-1	
East Carolina	W	2-0	
Clemson	L	1-2	OT
Harvard#	W	2-0	
William & Mary#	W	2-1	
Winthrop	W	2-0	
at Virginia	L	1-7	
Duke	L	1-2	
at College of Charleston	L	0-3	
at South Carolina	L	1-3	
Davidson	W	3-0	
Radford	W	3-2	
UNC Asheville	W	4-0	
at N.C. State	T	1-1	OT
Appalachian State	W	2-1	
at Wake Forest	L	1-2	
Maryland	L	1-2	
Maryland+	W	4-3	
Clemson+	L	0-1	
Total Goals		40-31	

@UConn/New England Ford Dealers Soccer Classic (Storrs, Conn.)

#adidas Carolina Classic (Chapel Hill, N.C.)

+ACC Tournament (Durham, N.C.)

1996 (8-8-1, ACC 2-3-1, ACC Tied 5th Place)

Head Coach: Elmar Bolowich

at William & Mary	L	0-4	
at Clemson	L	2-3	OT
Portland*	W	1-0	
Furman*	W	2-1	
Virginia	T	3-3	OT
at UNC Asheville	W	2-0	
at Duke	W	3-2	

at Davidson	W	4-0
South Carolina	L	1-4
Florida International+	L	2-4
Hartwick+	W	6-2
Appalachian State	W	3-2 OT
N.C. State	L	2-3 OT
Radford	L	0-1
Wake Forest	W	1-0
at Maryland	L	1-3
Wake Forest@	L	0-1 OT

Total Goals 33-33

*adidas/Eurosport Carolina Classic (Chapel Hill, N.C.)

+Greensboro, N.C.

@ACC Tournament (Charlottesville, Va.)

1997 (6-13, ACC 1-5, ACC 7th Place)

Head Coach: Elmar Bolowich

Washington*	L	1-4
at Portland*	L	0-1
Campbell	W	3-2
Georgia State	L	1-2
Clemson	L	0-1
Radford+	L	0-1
Creighton+	W	2-1 OT
at Virginia	L	1-2 OT
UNC Asheville	W	2-0
Duke	L	2-6
Wofford	W	8-0
Maryland	L	1-2 OT
at Davidson	L	0-2
at Furman	L	1-2
at N.C. State	L	1-3
Appalachian State	W	2-1
at Wake Forest	W	2-1 OT
at South Carolina	L	2-3 OT
Virginia@	L	0-4

Total Goals 29-38

*Portland, Ore.

+adidas/Eurosport Carolina Classic (Chapel Hill, N.C.)

@ACC Tournament (Orlando, Fla.)

1998 (11-6-2, ACC 3-3, ACC Tied-4th Place)

Head Coach: Elmar Bolowich

at UNC Asheville	W	3-0
St. Bonaventure*	L	0-1
San Francisco*	W	6-2
at Clemson	L	0-5
Dayton+	W	4-1
Cornell+	W	2-1 OT
at Winthrop	W	3-2
Virginia	L	0-2
at Duke	L	0-2
High Point	W	4-1
at Maryland	W	2-1 OT
Appalachian State	W	5-1
UNC Greensboro	T	2-2 OT
at Radford	T	0-0 OT
N.C. State	W	1-0
Davidson	W	4-2
Wake Forest	W	2-1
at South Carolina	L	1-2 OT
Maryland@	L	0-2

Total Goals 39-28

*Nike Wake Forest Classic (Winston-Salem, N.C.)

+Nike Carolina Classic (Chapel Hill, N.C.)

@ACC Tournament (Winston-Salem, N.C.)

1999 (12-7-1, ACC 2-3-1, ACC 5th Place)

NCAA Tournament Participant

Head Coach: Elmar Bolowich

Bradley*	W	3-1
at Creighton*	L	0-3
at Campbell	W	5-0
Clemson	W	2-1
Lehigh+	W	3-1
Alabama-Birmingham+	W	5-2
at UNC Greensboro	W	3-0
at Virginia	L	1-2
Duke	L	0-1
Winthrop	W	9-1
Maryland	L	0-1
at Davidson	W	3-2
UNC Asheville	W	4-0
at NC State	W	6-0
High Point	W	6-0
at Wake Forest	T	1-1 OT
South Carolina	L	2-3
Clemson@	W	1-0 OT
Duke@	L	0-4
at Furman\$	L	1-2 OT

Total Goals 52-25

*Diadora Creighton Classic (Omaha, Neb.)

+Nike Carolina Classic (Chapel Hill, N.C.)

@ACC Tournament (Winston-Salem, N.C.)

\$NCAA First Round (Greenville, S.C.)

2000 (21-3, ACC 5-1, Tied 1st Place)

ACC Tournament Champions

NCAA Tournament Quarterfinalist

Head Coach: Elmar Bolowich

Illinois-Chicago*	W	4-1
at UAB*	L	1-2
Campbell	W	1-0
at Clemson	W	2-1
Davidson	W	4-0
Denver+	W	1-0
Kentucky+	W	2-1
Virginia	L	1-3
at Old Dominion	W	4-0
at Duke	W	4-2
William & Mary	W	2-0
at Maryland	W	5-1
Dartmouth%	W	3-1
Rider%	W	11-0
Charlotte	W	3-0
NC State	W	7-1
Elon	W	5-0
Wake Forest	W	4-1
at South Carolina	W	2-0
at Wake Forest@	W	1-0
Virginia@	W	1-0 OT
William & Mary\$	W	3-2 OT
Rhode Island^	W	3-1
Indiana~	L	0-1

Total Goals 73-18

*UAB Nike Classic (Birmingham, Ala.)

+Nike Carolina Classic (Chapel Hill, N.C.)

%adidas/Spartan Classic (Greensboro, N.C.)

@ACC Tournament (Winston-Salem, N.C.)

\$NCAA First Round (Chapel Hill, N.C.)

^NCAA Second Round (Chapel Hill, N.C.)

~NCAA Quarterfinal (Chapel Hill, N.C.)



Erin Quinn/SoccerFutUSA

Chris Leitch helped lead Carolina to the 2001 NCAA title in front of friends and family in his hometown of Columbus, Ohio.

2001 (21-4, ACC 4-2, Tied 2nd Place)

NCAA Champions

Head Coach: Elmar Bolowich

East Carolina	W	8-1
Appalachian State	W	3-0
Cincinnati*	W	2-1
at Saint Louis*	L	1-2
UNC Greensboro	W	2-1
at Virginia	L	0-2
UNC Asheville	W	3-0
Duke	W	1-0
William & Mary+	W	4-1
Maryland	W	2-1
Georgia State%	W	7-0
South Florida%	W	5-0
at Charlotte	W	3-0
at NC State	W	4-0
Old Dominion	W	2-0
at Wake Forest	L	2-4
Clemson	W	1-0
South Carolina	W	1-0
NC State@	W	2-0
at Clemson@	L	1-2
Towson\$	W	3-0
American^	W	1-0 OT
Farleigh Dickinson~	W	3-2 3 OT
Stanford#	W	3-2 4 OT
Indiana#	W	2-0

Total Goals 66-19

*Saint Louis Soccer Classic (St. Louis, Mo.)

+Virginia Beach, Va.

%UNC Greensboro Classic (Greensboro, N.C.)

@ACC Tournament (Clemson, S.C.)

\$NCAA First Round (Chapel Hill, N.C.)

^NCAA Second Round (Chapel Hill, N.C.)

~NCAA Quarterfinal (Chapel Hill, N.C.)

#NCAA College Cup (Columbus, Ohio)

ACC Honors & ACC Tournament History

ALL-ACC SELECTIONS

- 1968 — Jamie Canfield, M, 1st Team
Mark Packard, M, 1st Team
John Gussenhoven, D, 1st Team
Tim Haigh, G, 2nd Team
- 1969 — Louis Bush, M, 1st Team
Al Merrell, D, 1st Team
Mark Packard, M, 2nd Team
Pete Seggel, D, 2nd Team
- 1970 — Al Merrell, D, 1st Team
Tim Haigh, G, 1st Team
Louis Bush, M, 2nd Team
Van Allen, D, 2nd Team
- 1971 — Van Allen, D, 1st Team
Anson Dorrance, F, 2nd Team
Mark Marcoplos, M, 2nd Team
Jim Smith, D, 2nd Team
- 1972 — Anson Dorrance, D, 1st Team
Danny Ariail, F, 2nd Team
- 1973 — Anson Dorrance, M, 1st Team
Rick Culberson, F, 2nd Team
- 1974 — Zoltan Berký, D, 2nd Team
Rob Hollis, D, 2nd Team
- 1975 — Martin Trimble, G, 1st Team
Tim Fenton, F, 2nd Team
Zoltan Berký, D, 2nd Team
Eric Cook, D, 2nd Team
John Rhodes, D, 2nd Team
- 1976 — Eric Cook, F, 1st Team
Martin Trimble, G, 1st Team
Roy Baroff, D, 2nd Team
Ed Fenimore, D, 2nd Team
Peter Griffin, D, 2nd Team
- 1977 — Martin Trimble, G, 1st Team
Dick Drayton, M, 2nd Team
Peter Griffin, M, 2nd Team
Ed Fenimore, M, 2nd Team
- 1978 — David Blum, D, 1st Team
Ricky Marvin, M, 2nd Team
Ed Fenimore, D, 2nd Team
Kevin Kane, G, 2nd Team
- 1979 — David Blum, D, 1st Team
Ricky Marvin, M, 2nd Team
Kevin Kane, G, 2nd Team
- 1980 — Bucky Buckley, D, 1st Team
Ricky Marvin, D, 1st Team
- 1981 — Billy Hartman, M, 1st Team
Ricky Marvin, D, 1st Team
Mike Fiocco, M, 2nd Team
Tony Johnson, F, 2nd Team
- 1982 — Jay Ainslie, D, 1st Team
Tony Johnson, F, 1st Team
John Richards, M, 1st Team
Mike Fiocco, D, 2nd Team
Billy Hartman, F, 2nd Team
Jim Poff, D, 2nd Team
- 1983 — Jay Ainslie, D, 1st Team
Mark Devey, M, 1st Team
Billy Hartman, M, 2nd Team
- 1984 — Billy Hartman, M, 2nd Team
Ken West, D, 2nd Team
- 1986 — David Smyth, M, 2nd Team
- 1987 — Donald Cogsville, D, 1st Team
David Smyth, D, 1st Team
Chad Ashton, M, 2nd Team
- 1988 — Donald Cogsville, F, 1st Team
Chad Ashton, M, 2nd Team
Derek Missimo, F, 2nd Team
- 1989 — Chad Ashton, D, 2nd Team
Derek Missimo, F, 2nd Team
- 1990 — Marco Ferruzzi, M, 1st Team
- 1991 — Adam Tinkham, M, 2nd Team
Ritchie Wachsmann, D, 2nd Team

- 1992 — Gregg Berhalter, D, 1st Team
Marco Ferruzzi, M, 2nd Team
Derek Kepner, M, 2nd Team
Kerry Zavagnin, M, 2nd Team
- 1993 — Temoc Suarez, F, 1st Team
Gregg Berhalter, D, 1st Team
Todd Haskins, F, 2nd Team
Eddie Pope, D, 2nd Team
- 1994 — Temoc Suarez, F, 1st Team
Victor Suarez, M, 1st Team
Eddie Pope, D, 1st Team
Kerry Zavagnin, M, 2nd Team
Carey Talley, D, 2nd Team
- 1995 — Eddie Pope, D, 1st Team
Temoc Suarez, F, 2nd Team
Carey Talley, M, 2nd Team
- 1996 — Carey Talley, M, 1st Team
Temoc Suarez, M, 2nd Team
- 1997 — Carey Talley, M, 1st Team
- 1998 — Chris Carrieri, F, 2nd Team
- 1999 — Chris Carrieri, F, 1st Team
Danny Jackson, D, 2nd Team
- 2000 — Chris Carrieri, F, 1st Team
Danny Jackson, D, 1st Team
Michael Bucy, M, 2nd Team
Caleb Norkus, F, 2nd Team
Eddie Robinson, M, 2nd Team
- 2001 — Danny Jackson, D, 1st Team
Ryan Kneipper, F, 2nd Team
Chris Leitch, D, 2nd Team
Logan Pause, M, 2nd Team

(G = goalkeeper, D = defender, M = mid-fielder, F = forward)

ALL-ACC TOURNAMENT SELECTIONS

- 1987 — Derek Missimo*
David Smyth
Dino Megaloudis
Marc Buffin
- 1991 — Adam Tinkham
Ben DiMeo
- 1992 — Gregg Berhalter
- 1993 — Hector Suarez
Temoc Suarez
- 1995 — Temoc Suarez
- 2000 — Michael Bucy
Chris Carrieri
David Stokes
Noz Yamauchi
Caleb Norkus*
- 2001 — David Testo
Noz Yamauchi

*ACC Tournament MVP

ACC PLAYER OF THE YEAR

- 2000 — Chris Carrieri

ACC ROOKIE OF THE YEAR

- 1993 — Temoc Suarez
1994 — Carey Talley
1998 — Chris Carrieri
2001 — Marcus Storey

ACC TOURNAMENT MVP

- 1987 — Derek Missimo
2000 — Caleb Norkus

ACC COACH OF THE YEAR

- 1975 — Marvin Allen
1977 — Anson Dorrance
2000 — Elmar Bolowich

✓ Carolina has produced
103 All-ACC selections,
including four in 2001.

TOP 50 PLAYERS IN ACC HISTORY

Gregg Berhalter
Chris Carrieri
Anson Dorrance
Eddie Pope
David Smyth
Carey Talley



Caleb Norkus
2000 ACC Tournament MVP



Chris Carrieri
2000 ACC
Player of the Year



Kerry Zavagnin
All-ACC 1992, '94



Marcus Storey
2001 ACC
Rookie of the Year

CAROLINA IN THE ACC TOURNAMENT

Year	Opponent	Score	Round	Site
1987	Clemson	W 2-1 (OT)	First	Durham, N.C.
	Virginia	W 3-0	Semifinal	Durham, N.C.
	NC State	W 4-3 (OT)	Final	Durham, N.C.
1988	Clemson	W 2-1	First	Clemson, S.C.
	Duke	W 2-1	Semifinal	Clemson, S.C.
	Virginia	L 1-2	Final	Clemson, S.C.
1989	Maryland	L 1-2	First	Durham, N.C.
1990	Virginia	L 0-3	First	Durham, N.C.
1991	Clemson	W 3-1	First	Chapel Hill, N.C.
	Virginia	L 0-1	Semifinal	Chapel Hill, N.C.
1992	Wake Forest	T 3-3 (OT)*	First	Chapel Hill, N.C.
	Virginia	L 0-2	Semifinal	Chapel Hill, N.C.
1993	NC State	W 3-0	First	Chapel Hill, N.C.
	Clemson	L 2-4	Semifinal	Chapel Hill, N.C.
1994	Duke	L 0-2	First	Clemson, S.C.
1995	Maryland	W, 4-3	First	Durham, N.C.
	Clemson	L, 0-1	Semifinal	Durham, N.C.
1996	Wake Forest	L, 0-1 (OT)	First	Charlottesville, Va.
1997	Virginia	L, 0-4	First	Orlando, Fla.
1998	Maryland	L, 0-2	First	Winston-Salem, N.C.
1999	Clemson	W, 1-0 (OT)	First	Winston-Salem, N.C.
	Duke	L, 0-4	Semifinal	Winston-Salem, N.C.
2000	Wake Forest	W, 1-0	Semifinal	Winston-Salem, N.C.
	Virginia	W, 1-0 (OT)	Final	Winston-Salem, N.C.
2001	NC State	W, 2-0	First	Clemson, S.C.
	Clemson	L, 1-2	Semifinal	Clemson, S.C.

*Advanced on penalty kicks, 4-1

Overall Record in ACC Tournament: 12-13-1 (.481)

Carolina in the NCAA Tournament

Carolina has made three straight NCAA Tournament appearances after a four-year absence from 1995-98. Overall, the Tar Heel men's soccer team has competed in 10 NCAA tournaments, compiling an 11-9 record. In 2000, the Tar Heels were the top overall seed in the Men's College Cup for the first time and came within one win of the Final Four.

The Tar Heels made their first NCAA Tournament appearance in 1968 in a game played on a wet and muddy Fetzer Field. Unfortunately, the Tar Heels' debut was spoiled by the defending national co-champion, Michigan State. The Spartans won 5-0 on three goals by Tony Keyes and two by Tom Kreft. MSU outshot the Tar Heels, 37-6.

The next time Carolina returned to the tournament was 1987, its most successful season. Coached by Anson Dorrance, the Tar Heels entered the NCAA Tournament as the eighth-ranked team in the nation after winning the ACC Tournament championship. In the first round, Carolina defeated arch-rival and defending national champion Duke, 2-0. The Tar Heels then battled South Carolina through two overtimes and a shootout before winning, 2-1, on a penalty kick by Derek Missimo.

In the quarterfinal against Loyola of Baltimore, Missimo scored on a header to give the Tar Heels a 1-0 victory, making Carolina only the fourth team in ACC history to achieve 20 wins in a season. Carolina then went to the Final Four but fell 4-1 to eventual champion Clemson on the Tigers' home field. The Tar Heels were ranked sixth in the final *Soccer America* rankings and placed sweeper David Smyth on the All-America team.

In 1988, Anson Dorrance's final year as the men's coach, the Tar Heels defeated Wake Forest, 2-0, in the first round of the tournament. Both Tar Heel goals came in the first half as Adam Tinkham scored on a break-away and Marc Buffin kicked one in from 25 yards out. For Carolina, it was the 10th win in 11 games in a season-ending run, the only loss coming to Virginia in the ACC Tournament championship game. The Tar Heels then advanced to the South Region championship, where they lost 3-1 to the University of South Carolina Gamecocks.

Under current coach Elmar Bolowich, Carolina again defeated Wake Forest in the first round of the 1990 tournament. Freshmen Chris Lyn and Brent Walker scored to give Carolina a 2-1 win and improve the series record against the Demon Deacons to 9-1-2. In the second round, the Tar Heels were defeated, 3-1, by Virginia at Charlottesville.

In the first round of the tournament in 1991, the Tar Heels defeated UNC-Charlotte, 1-0, at Fetzer Field. Todd Haskins scored the winning goal on an assist by David Moore in the first overtime period. The Tar Heels then travelled to Saint Louis, falling 4-0 to the hometown Billikens.

In 1993, the Tar Heels were once again victorious in the first round, holding on for a 3-2 victory over Duke. Gregg Berhalter scored a pair of goals off free kicks, then Chapel Hill native Greg Caiola came off the bench to score the game-winner in the 69th minute. In the second round, the Tar Heels were upset, 2-1, by Air Force after ACC Rookie of the Year



Michael Scharfsmid

Noz Yamauchi hoists the 2001 NCAA championship trophy.

CAROLINA IN THE NCAA TOURNAMENT

Appearances: 10 (1968-87-88-90-91-93-94-99-2000-2001)

Record: 12-9-0 (.571); 7-1 in the last two seasons

Goal Scoring: 31 for, 36 against

College Cup Appearances: Two (1987-2001)

NCAA Championships: One (2001)

Temoc Suarez suffered a broken ankle midway through the first half.

Carolina returned to NCAA Tournament action in 1994 for the sixth time in eight seasons. Despite possessing the home-field advantage, Carolina was beaten by James Madison, 3-0, in the first round.

The Tar Heels made an NCAA Tournament appearance in 1999 after a four-year absence. UNC played at No. 3-ranked Furman and gave the Paladins, who eventually reached the NCAA Quarterfinals, all they could handle before losing, 2-1, in overtime.

In 2000, Carolina was the top overall seed in the Tournament after winning the ACC championship. UNC hosted three games at Fetzer Field, coming back from a 2-0 deficit in the first round to defeat William & Mary, 3-2, in an overtime game played in a driving snowstorm. The Heels downed Rhode Island, 3-1, in the second round before losing to two-time defending NCAA champion Indiana in the quarterfinals.

The 2001 Tar Heels notched the men's first national title in their first-ever appearance in a national title game. After a rousing, late-game comeback win over Stanford to reach the finals, the Tar Heels faced and defeated five-time champion Indiana, who entered the tournament having given up just six goals all season. In addition, the Hoosiers had knocked UNC out in the quarterfinals the year before in Chapel Hill.

The Tar Heels used an early goal 12 minutes in off a header by junior Ryan Kneipper to set the tone for the game and establish an early 1-0 lead. Kneipper beat an Indiana defender and goalkeeper Colin Rogers to a long cross from Matt Crawford and headed a shot from six yards out just inside the right post.

The Tar Heels then turned to their defense, led by senior captains Danny Jackson and Chris Leitch, senior goalkeeper Michael Ueltschey, and sophomore David Stokes, who was assigned to Indiana all-everything player Pat Noonan for most of the game. Indiana put pressure on the Heels, but could not find a way to even the score against the stalwart Carolina defense.

At the 75 minute mark freshman Marcus Storey was fouled in the box, leading to a penalty kick by Jackson into the top left of the net, giving Carolina a 2-0 lead. The score would hold up as Carolina claimed its first-ever national title.



David K. Tinson

The Tar Heels recovered from a 2-0 deficit to defeat William & Mary, 3-2 in overtime, in the 2000 NCAA first round at Fetzer Field. Matt Laycock scored twice in the final 26 minutes to tie the game. Ryan Kneipper scored the game-winner.

1968 (0-1)**First Round, Chapel Hill, N.C., Nov. 25, 1968****Michigan State 5, UNC 0**

Michigan State 1 1 2 1—5

North Carolina 0 0 0 0—0

MSU Goals: Tony Keyes 3, Tom Creft 2. Shots: MSU 37, UNC 6.

1987 (3-1)**First Round, Durham, N.C., Nov. 15, 1987****UNC 2, Duke 0**

North Carolina 1 1—2

Duke 0 0—0

UNC Goals: Marc Buffin, Reid Storch. UNC Assists: David Smyth, Derek Missimo. Saves: Darren Royer (UNC) 6, Mark Dodd (DU) 5. Shots: UNC 14, DU 13. Corner Kicks: UNC 2, DU 5. Fouls: UNC 30, DU 24. Attendance: 3,500.

Second Round, Columbia, S.C., Nov. 22, 1987**UNC 2, South Carolina 1 (OT)**

North Carolina 1 0 0 0 1—2

South Carolina 0 1 0 0 0—1

UNC Goals: John Cocking, Derek Missimo (Penalty Kick in One-on-One Sudden Death Shootout); USC Goals: Doug Allison. UNC Assists: Chad Ashton; USC Assists: Scott Cook. Saves: Darren Royer (UNC) 5, Charles Arndt (USC) 6. Shots: UNC 13, USC 12. Corner Kicks: UNC 7, USC 3. Fouls: UNC 30, USC 31.

Quarterfinal, Baltimore, Md., Nov. 29, 1987**UNC 1, Loyola (Md.) 0**

North Carolina 1 0—1

Loyola (Md.) 0 0—0

UNC Goal: Derek Missimo. Assists: UNC: Chad Ashton. Saves: Darren Royer (UNC) 4, Dave Barrueta (LC) 3. Shots: UNC 8, LC 10. Corner Kicks: UNC 5, LC 8. Fouls: UNC 40, LC 36. Attendance: 1,460.

Semifinal, Clemson, S.C., Dec. 5, 1987**Clemson 4, UNC 1**

North Carolina 0 1—1

Clemson 2 2—4

UNC Goal: Derek Missimo; CU Goals: Pearse Tormey 2, Bruce Murray, David Veghte; UNC Assists: Chad Ashton; CU Assists: Paul Rutenis, Bruce Murray, Pearse Tormey, David Veghte. Saves: Darren Royer (UNC) 8, Tim Genovese (CU) 5. Shots: UNC 9, CU 23. Corner Kicks: UNC 3, CU 6. Fouls: UNC 23, CU 28. Attendance: 6,000.



Marc Buffin heads the ball against Duke in a 1987 first-round win on the way to the Final Four, the first in program history.

1988 (1-1)**First Round, Winston-Salem, N.C., Nov. 12, 1988****UNC 2, Wake Forest 0**

North Carolina 2 0—2

Wake Forest 0 0—0

UNC Goals: Adam Tinkham, Marc Buffin. UNC Assists: Dino Megaloudis. Saves: Darren Royer (UNC) 5, Scott Wehmer (WFU) 3. Shots: UNC 8, WFU 7. Corner Kicks: UNC 1, WFU 2. Fouls: UNC 19, WFU 27. Attendance: 970.

Second Round, Columbia, S.C., Nov. 20, 1988**South Carolina 3, UNC 1**

North Carolina 0 1—1

South Carolina 2 1—3

UNC Goal: Derek Missimo; USC Goals: Phil Seidenburg, Granville Pope, Clark Brisson. USC Assists: Clark Brisson, Pat Walsh, Charles Arndt, Granville Pope. Saves: Darren Royer (UNC) 5, Charles Arndt (USC) 2. Shots: UNC 7, USC 18. Corner Kicks: UNC 2, USC 6. Fouls: UNC 29, USC 29. Attendance: 1,516.

1990 (1-1)**First Round, Chapel Hill, N.C., Nov. 10, 1990****UNC 2, Wake Forest 1**

Wake Forest 0 1—1

North Carolina 1 1—2

WFU Goal: Rob Dixon; UNC Goals: Chris Lyn, Brent Walker. WFU: Assists: Nigel McNamara. Saves: Matt Olsen (WFU) 5, Watson Jennison (UNC) 2. Shots: WFU 10, UNC 15. Corner Kicks: WFU 4, UNC 3. Fouls: WFU 22, UNC 18. Attendance: 760.

Second Round, Charlottesville, Va., Nov. 18, 1990**Virginia 3, UNC 1**

North Carolina 0 1—1

Virginia 1 2—3

UNC Goal: Derek Missimo; UVA Goals: Tim Kunihiro, Lyle Yorks, Kris Kelderman. UNC Assists: Ritchie Wachsmen; UVA Assists: Craig Brannan, Lyle Yorks, Brian Bates, Ben Crawley, Brad Agoos. Saves: Watson Jennison (UNC) 4, Jeff Causey (UVA) 5. Shots: UNC 11, UVA 8. Corner Kicks: UNC 9, UVA 3. Fouls: UNC 24, UVA 18. Attendance: 1,500.

1991 (1-1)**First Round, Chapel Hill, N.C., Nov. 17, 1991****UNC 1, UNC Charlotte 0 (OT)**

UNC Charlotte 0 0 0 0—0

North Carolina 0 0 1 0—1

UNC Goal: Todd Haskins. UNC Assist: David Moore. Saves: Aidan Heaney (UNC-C) 5, Watson Jennison (UNC) 5, Derek Kepner (UNC) 1. Shots: UNC-C 11, UNC 15. Corner Kicks: UNC-C 8, UNC 8. Fouls: UNC-C 26, UNC 25. Attendance: 1,200.

Second Round, St. Louis, Mo., Nov. 23, 1991**Saint Louis 4, UNC 0**

North Carolina 0 0—0

Saint Louis 1 3—4

SLU Goals: Steve Kuntz, Shane Battelle, Brian McBride, Mike Sorber. SLU Assists: Jeff Davis, Chris Santel, Scott McDoniel, Dan Merlo. Saves: Watson Jennison (UNC) 9, Shaun Fogarty (SLU) 2, Steve Kuntz (SLU) 1. Shots: UNC 8, SLU 17. Corner Kicks: UNC 3, SLU 5. Fouls: UNC 17, SLU 28. Attendance: 1,085.

1993 (1-1)**First Round, Chapel Hill, N.C., Nov. 13, 1993****UNC 3, Duke 2**

Duke 0 2—2

North Carolina 1 2—3

DU Goals: Jason Kreis, Kevin Stein; UNC Goals: Gregg Berhalter 2, Greg Caiola. Duke Assists: Kevin Stein,

Jason Kreis; UNC Assists: Kerry Zavagnin, Temoc Suarez, Todd Haskins, Gregg Berhalter. Saves: Garth Lagerway (Duke) 6, Dimitry Drouin (UNC) 2. Shots: Duke 8, UNC 11. Corner Kicks: Duke 1, UNC 4. Fouls: Duke 17, UNC 21. Attendance: 2,400.

Second Round, Chapel Hill, N.C., Nov. 20, 1993**Air Force 2, UNC 1**

Air Force 1 1—2

North Carolina 1 0—1

AFA Goals: Gerald Fortuna, Brian Bergeron; UNC Goal: Gregg Berhalter. AFA Assists: John Stratton, Chris Cullen; UNC Assists: Todd Haskins, Derek Kepner. Saves: Matt Mennell (AFA) 2, Dimitry Drouin (UNC) 6, Chris Lyn (UNC) 1. Shots: AFA 16, UNC 8. Corner Kicks: AFA 6, UNC 2. Fouls: AFA 10, UNC 14. Attendance: 1,300.

1994 (0-1)**First Round, Chapel Hill, N.C., Nov. 20, 1994****James Madison 3, UNC 0**

James Madison 1 2—3

North Carolina 0 0—0

JMU Goals: Patrick McSorley 2, Kaarlo Kankkunen. JMU Assists: Mark Mathewson, Kaarlo Kankkunen. Saves: Barry Purcell (JMU) 4; Roger Componovo (UNC) 4. Shots: JMU 15, UNC 12. Corner Kicks: JMU 7, UNC 8. Fouls: JMU 17, UNC 18. Attendance: 1,020.

1999 (0-1)**First Round, Greenville, S.C., Nov. 21, 1999****Furman 2, UNC 1 (OT)**

North Carolina 0 1 0—1

Furman 0 1 1—2

UNC Goal: Chris Leitch. FU Goals: John Barry Nysum, Carl Junot. UNCAssists: Jon Wean, Joey DiSalvo. FU Assists: Carl Junot, Daniel Alvarez, John Bradford. Saves: Michael Ueltschey (UNC) 1; William Woodroffe (UNC) 1; Scott Blount (FU) 6. Shots: UNC 16, UF 9. Corner Kicks: UNC 8, FU 3. Fouls: UNC 19, UF 15. Attendance: 1,158.

2000 (2-1)**First Round, Chapel Hill, N.C., Nov. 19, 2000****UNC 3, William & Mary 2 (OT)**

William & Mary 0 2 0—2

North Carolina 0 2 1—3

UNC Goals: Matt Laycock 2, Ryan Kneipper. W&M Goals: Carlos Garcia, Phillip Hucles. UNC Assists: Chris Carrieri 2, Matt Crawford, Matt Crawford. W&M Assists: Kevin Knott. Saves: Michael Ueltschey (UNC) 2; Trevor Upton (W&M) 6. Shots: UNC 20, W&M 8. Corner Kicks: UNC 9, W&M 2. Fouls: UNC 16, W&M 26. Attendance: 855.

Second Round, Chapel Hill, N.C., Nov. 26, 2000**UNC 3, Rhode Island 1**

Rhode Island 0 1—1

North Carolina 0 3—3

UNC Goals: Chris Carrieri, Caleb Norkus, Ryan Kneipper. URI Goal: Nicholas McCreath. UNC Assists: Noz Yamauchi, Logan Pause, Sean McGinty. Saves: Michael Ueltschey (UNC) 6, Mark Bryant (URI) 4. Shots: UNC 17, URI 12. Corner Kicks: UNC 8, URI 6. Fouls: UNC 17, URI 15. Attendance: 1,205

Quarterfinal, Chapel Hill, N.C., Dec. 2, 2000**Indiana 1, UNC 0**

Indiana 0 1—1

North Carolina 0 0—0

IU Goal: Ryan Mack. IU Assist: Pat Noonan. Saves: Michael Ueltschey (UNC) 4, Colin Rogers (IU) 6. Shots: UNC 18, IU 8. Corner Kicks: UNC 8, IU 4. Fouls: UNC 10, IU 24. Attendance: 1,925.



Tar Heels Danny Jackson, Matt Crawford, Ray Fumo, Noz Yamauchi and David Stokes celebrate the four-overtime win over Stanford in the semifinals of the 2001 College Cup.

2001 (5-0)

Second Round, Chapel Hill, N.C., Nov. 25, 2001

UNC 3, Towson 0

Towson 0 0 — 0

North Carolina 1 2 — 3

UNC Goals: Ryan Kneipper 2, Chris Leitch. UNC Assists: Ryan Kneipper, David Stokes, Grant Porter. Saves: Michael Ueltschey (UNC) 5; Chris Hurley (TU) 10.

Shots: UNC 27, TU 7. Corner Kicks: UNC 7, TU 4. Fouls: UNC 9, TU 6.

Attendance: 475.

Third Round, Chapel Hill, N.C., Dec. 2, 2001

UNC 1, American 0 (OT)

American 0 0 0 — 0

North Carolina 0 0 1 — 1

UNC Goals: Mike Gell. UNC Assists: David Testo, Matt Crawford. Saves: Michael Ueltschey (UNC) 2; Michael Behonick (AU) 8. Shots: UNC 16, AU 5.

Corner Kicks: UNC 4, AU 2. Fouls: UNC 11, AU 16. Attendance: 905.

Quarterfinal, Chapel Hill, N.C., Dec. 9, 2001

UNC 3, Fairleigh Dickinson 2 (3 OT)

Fairleigh Dickinson 1 1 0 0 0 — 2

North Carolina 0 2 0 0 1 — 3

UNC Goals: Ryan Kneipper 2, own goal 1. UNC Assists: Ray Fumo, Mike Gell. Saves: Michael Ueltschey (UNC) 1; Vytautas Lenkutis (FDU) 14. Shots: UNC 43, FDU 6. Corner Kicks: UNC 11, FDU 1. Fouls: UNC 18, FDU 28. Attendance: 1205.

Semifinal, Columbus, Ohio, Dec. 14, 2001

UNC 3, Stanford 2 (4 OT)

North Carolina 0 2 0 0 0 1 — 3

Stanford 1 1 0 0 0 0 — 2

UNC Goals: David Testo, Matt Crawford, Mike Gell. UNC Assists: Michael Ueltschey. Saves: Michael Ueltschey (UNC) 6; Andrew Terris (SU) 5. Shots: UNC 21, SU 30. Corner Kicks: UNC 5, SU 3. Fouls: UNC 10, SU 10. Attendance: 4820.

Final, Columbus, Ohio, Dec. 16, 2001

UNC 2, Indiana 0

North Carolina 1 1 — 2

Indiana 0 0 — 0

UNC Goals: Ryan Kneipper, Danny Jackson. UNC Assists: Matt Crawford, Grant Porter. Saves: Michael Ueltschey (UNC) 2; Colin Rogers (IU) 2. Shots: UNC 9, IU 6. Corner Kicks: UNC 3, IU 36. Fouls: UNC 19, IU 13. Attendance: 7113.

CAROLINA RECORDS IN THE NCAA TOURNAMENT

Individual - Game

Most Goals:	2	Gregg Berhalter vs. Duke (11/13/93)
	2	Matt Laycock vs. William & Mary (11/19/2000)
	2	Ryan Kneipper vs. Towson (11/25/2001)
	2	Ryan Kneipper vs. Fairleigh Dickinson (12/8/2001)
Most Assists:	2	Chris Carrieri vs. William & Mary (11/19/2000)
Most Points:	5	Gregg Berhalter vs. Duke, (11/13/93)
	5	Ryan Kneipper vs. Towson (11/25/2001)
Most Saves:	9	Watson Jennison vs. Saint Louis (11/23/91)

Individual - Tournament

Most Goals:	5	Ryan Kneipper, 2001
Most Assists:	3	Chad Ashton, 1987
Most Points:	12	Ryan Kneipper, 2001
Most Saves:	23	Darren Royer, 1987

Individual - Career

Most Goals:	7	Ryan Kneipper, 1999-2001
Most Assists:	3	Chad Ashton, 1986-89
Most Points:	16	Ryan Kneipper, 1999-2001
Most Saves:	33	Darren Royer, 1985-88

Team - Game

Most Shots:	40	vs. Fairleigh Dickinson (12/8/2001)
Most Goals:	3	on seven occasions
Most Assists:	4	vs. Duke, (11/13/93)
	4	vs. William & Mary (11/19/2000)
Most Points:	10	vs. Duke, (11/13/93)
	10	vs. William & Mary (11/19/2000)

Team - Tournament

Most Shots:	95	2001, five games
Most Goals:	12	2001, five games
Most Assists:	9	2001, five games
Most Points:	33	2001, five games

OPPONENT RECORDS IN THE NCAA TOURNAMENT

Individual - Game

Most Goals:	3	Tony Keyes, Michigan State (11/25/68)
Most Assists:	1	31 players on 31 occasions
Most Points:	6	Tony Keyes, Michigan State (11/25/68)
Most Saves:	14	Vytautas Lenkutis, Fairleigh Dickinson (12/8/2001)

Team - Game

Most Shots:	37	Michigan State (11/25/68)
Most Goals:	5	Michigan State (11/25/68)
Most Assists:	5	Virginia (11/18/90)
Most Points:	12	Clemson (12/5/87)

*Please note: Statistics for assists, points and saves are not available from the 1968 game versus Michigan State.

Carolina's All-Americans


Frank Nelson, Midfielder — 1947

- Carolina's first All-America in its inaugural season as a varsity team, 1947


Eddie Foy, Right Wing, 1951

- Starred for interim coach Alan Moore in 1951
- Won All-America honors in '51
- Was one of three Tar Heel All-Americans in the 1950s

Pete Cothran, Left Wing — 1956

- Developed into an All-America in 1956, soon after head coach Marvin Allen returned from his military service in Korea


Bill Blair, Right Midfielder — 1957

- Developed into an All-America in 1957, shortly after head coach Marvin Allen returned from his military service in Korea

Frances "Terry" Henry, Left Back — 1966

- A defender and one of three UNC All-America choices in the 1960s
- Frances Henry Stadium, home to the Carolina women's lacrosse and field hockey teams, is named in his honor


Louis Bush, Midfielder — 1967

- Midfielder was one of three UNC All-America choices in the 1960s


Mark Packard, Midfielder — 1968, 1969

- Two-time All-America in the midfield in 1968 and 1969
- The first two-time All-America in Carolina history
- First-team All-ACC in '68
- Second-team All-ACC in '69


Ricky Marvin, Sweeper — 1981

- Two-year team captain
- First-team All-ACC in 1980 and '81
- Second-team in 1978 and '79

Ricky Marvin's Career Statistics

Year	GP/GS	Goals	Assists	Points
1978	19/18	3	2	8
1979	24/23	6	3	15
1980	22/22	3	9	15
1981	21/21	2	3	7
Totals	86/84	14	17	45



David Smyth
1987

David Smyth, Sweeper 1987

- First-team All-ACC sweeper in 1987
- Second-team All-ACC midfielder in 1986
- Named first-team NSCAA All-America in '87
- Among Carolina's top 10 in career goals, assists and points
- Was a finalist for National Player of the Year honors in '87
- Named one of the top 50 players in ACC history in 2002

David Smyth's Career Statistics

Year	GP/GS	Goals	Assists	Points
1984	16/14	8	8	24
1985	18/16	5	6	16
1986	21/21	8	5	21
1987	24/24	7	8	22
Totals	79/75	28	27	83


Chad Ashton, Sweeper — 1988

- Led the ACC in assists and second-team All-ACC in 1987
- Second-team All-ACC in 1988 and 1989
- UNC's career leader in assists (43) and tied for seventh in points (83).
- Now the head coach at the University of Denver

Chad Ashton's Career Statistics

Year	GP/GS	Goals	Assists	Points
1986	21/21	3	10	16
1987	25/25	5	12	22
1988	24/24	7	9	23
1989	19/19	5	12	22
Totals	89/89	20	43	83


Gregg Berhalter, Sweeper — 1992, 1993

- First-team All-ACC and third-team All-America in 1992
- First-team All-ACC and third-team All-America in 1993
- Bypassed his senior season to play professionally in Europe
- Player on the U.S. National Team since 1994
- Member of the U.S. World Cup team in 2002
- Named one of the top 50 players in ACC history in 2002

Gregg Berhalter's Career Statistics

Year	GP/GS	Goals	Assists	Points
1991	22/22	1	2	4
1992	15/15	5	2	12
1993	21/20	7	6	20
Totals	58/57	13	10	36



Temoc Suarez, Forward
1993, 1994

- Second-team All-America, first-team All-ACC and ACC Rookie of the Year in 1993
- Second-team All-America and first-team All-ACC again in 1994
- Second-team All-ACC choice in 1995 and 1996
- Third in UNC history in goals (47), second in points (126) and fourth in assists (32).

Temoc Suarez's Career Statistics

Year	GP/GS	Goals	Assists	Points
1993	22/21	16	7	39
1994	20/20	16	7	39
1995	17/16	8	8	24
1996	17/16	7	10	24
Totals	76/73	47	32	126



Eddie Pope, Sweeper — 1994

- First-team All-America and first-team All-ACC in 1995
- Second-team All-ACC in 1994
- Played on the 1996 U.S. Olympic men's soccer team
- U.S. National Team member since 1996

1996

- Starter for the 1998 and 2002 U.S. World Cup teams
- Named one of the top 50 players in ACC history in 2002

Eddie Pope's Career Statistics

Year	GP/GS	Goals	Assists	Points
1992	20/20	0	0	0
1993	22/22	3	1	7
1994	20/20	7	4	18
1995	9/8	3	0	6
Totals	71/70	13	5	31



Carey Talley, Sweeper
1995, 1996, 1997

- 1994 ACC Rookie of the Year and second-team All-ACC
- Second-team All-ACC and third-team All-America in 1995
- Third-team All-America and first-

team All-ACC selection in 1996

- First-team All-ACC and third-team All-America as a senior in 1997
- Named one of the top 50 players in ACC history in 2002

Carey Talley's Career Statistics

Year	GP/GS	Goals	Assists	Points
1994	20/20	3	5	11
1995	20/20	8	2	18
1996	16/16	9	5	23
1997	19/17	6	10	22
Totals	75/73	26	22	74



Chris Carrieri, Forward
1999, 2000

- 1998 ACC Rookie of the Year
- Second-team All-ACC as a freshman
- First-team All-ACC and third-team

All-America in 1999

- In 2000, set school records for single-season points (64) and goals (25)
- The 2000 ACC Player of the Year
- First-team All-America who led the nation in scoring in 2000
- The first overall pick in the 2001 MLS Super Draft to San Jose
- Traded to Colorado during his first season
- Named one of the top 50 players in ACC history in 2002

Chris Carrieri's Career Statistics

Year	GP/GS	Goals	Assists	Points
1998	19/19	13	3	29
1999	20/20	12	5	29
2000	24/24	25	14	64
Totals	63/63	0	22	122



Danny Jackson, Sweeper
2000, 2001

- Scored the Tar Heels' second goal (on a penalty kick) in Carolina's 2-0 win over Indiana in the 2001 NCAA championship game
- One of the top defenders in ACC

history

- Second-team All-America in 2000 and a consensus first-team choice in 2001.
- First-team All-ACC in 2000 and '01
- Second-team All-ACC in 1999
- Three-time team captain
- Dean's List student who graduated from UNC in just seven semesters before being drafted by the Colorado Rapids of the MLS in 2002

Danny Jackson's Career Statistics

Year	GP/GS	Goals	Assists	Points
1998	17/17	1	5	7
1999	20/20	3	4	10
2000	24/24	1	4	6
2001	25/25	1	2	4
Totals	86/86	6	15	27

(Note: No photos available of Cothran and Henry; Stats not available for all players)



Gregg Berhalter
1992, '93

Bill Richards



Carey Talley
1995, '96, '97

Brad Smith



Chris Carrieri
1999, 2000

Kevin Cox

Tar Heels in Pro Soccer & the U.S. National Team

FORMER TAR HEELS IN PRO SOCCER IN 2002

Gregg Berhalter (Crystal Palace, English First Division)
 Chris Carrieri (Colorado Rapids - MLS)
 Marco Feruzzi (Richmond Kickers - A League)
 Danny Jackson (Colorado Rapids - MLS)
 Chris Leitch (Columbus Crew - MLS)
 Caleb Norkus (Charlotte Eagles - A League)
 Eddie Pope (D.C. United - MLS)
 Eddie Robinson (San Jose Earthquakes - MLS)
 Tim Sahaydak (Pittsburgh Riverhounds - A League)
 Temoc Suarez (Rochester Rhinos - A League)
 Carey Talley (Kansas City Wizards - MLS)
 Michael Ueltschey (Cincinnati Riverhawks - A League)
 Kerry Zavagnin (Kansas City Wizards - MLS)

Eddie Pope
D.C. United

Eddie Robinson
San Jose Earthquakes

Kerry Zavagnin
Kansas City Wizards

Danny Jackson
Colorado Rapids

Chris Leitch
Columbus Crew

Chris Carrieri
Colorado Rapids

**CHRIS CARRIERI WAS THE
 FIRST OVERALL PICK IN THE
 2001 MLS SUPER DRAFT.**

John Todd/Getty Images

Courtesy K.C. Wizards


Courtesy K.C. Wizards

Courtesy Colorado Rapids


Courtesy Colorado Rapids

Tony Quinn/D.C. United

Gregg Berhalter/Columbus Crew/MLS



Caleb Norkus
Charlotte Eagles
A League



Tim Sahaydak
Pittsburgh Riverhounds
A League

Alberto Mesquera

Former Tar Heels Berhalter, Pope Play for U.S. in 2002 World Cup

Former University of North Carolina men's soccer stars Gregg Berhalter and Eddie Pope were members of the 23-man 2002 United States World Cup team. The two defenders both started games for the U.S. team during its 2002 qualifying campaign and World Cup run.

Pope, who lettered at Carolina from 1992-95, made his second World Cup appearance, having started three World Cup games in 1998. A regular with the U.S. team throughout the last decade, Pope missed portions of the 1999 and 2000 seasons with a variety of injuries but re-emerged as one of the squad's top stars.

Berhalter lettered at Carolina from 1991-93 and has played professionally in Europe since leaving Chapel Hill prior to his senior season in 1994. Described in his U.S. Soccer biography as "strong on the tackle ... [with] good ball-handling skills," he started three games as a central defender during the USA's 2002 qualifying season. It was his first World Cup appearance.

Both Pope and Berhalter showed their value to U.S. head coach Bruce Arena as tall, strong, smart defenders able to match up with bigger offensive players.

The Tar Heel duo started alongside each other in the U.S. defensive unit in its victory over Mexico and its loss to Germany in the quarterfinal round.



Current Tar Heels David Testo (left) and David Stokes (right) flank former UNC star Eddie at U.S. National Team trials after the 2001 season.



FORMER TAR HEELS ON THE U.S. NATIONAL TEAM

Donald Cogsville (1988)
Gregg Berhalter (1994-present)
Eddie Pope (1996-present)



Courtesy U.S. Soccer

Gregg Berhalter
World Cup 2002



Courtesy U.S. Soccer

Eddie Pope
World Cup 1998, 2002

Yearly Statistical Leaders

YEARLY SCORING LEADERS

Year	Name	G	A	Pts.
1947	Dave Boak	7	0	14
1948	Dave Boak	8	0	14
1949	Eddie Foy	8	0	16
1950	Art Winsor	5	0	10
1951	Gerry Russell	6	0	12
1952	Gerry Russell	7	0	14
1953	Rennie Randolph	6	0	12
1954	Jim Bryant	4	0	8
1955	Pete Cothran	3	0	6
	Pat McCormick	3	0	6
	Jim Skidmore	3	0	6
1956	Coleman Barks	5	0	10
1957	Mike Thompson	9	0	18
1958	Mike Thompson	9	0	18
1959	John Ghanim	16	0	32*
1960	James Reston	13	0	26
1961	Herman Prakke	8	0	16
1962	James Reston	13	0	26
1963	Jim Talbot	6	0	12
1964	Jackie Writer	7	0	14
1965	Jackie Writer	9	0	18
1966	Jackie Writer	10	0	20*
1967	Louis Bush	16	0	32*
1968	Mark Packard	6	0	12
1969	Dave Feffer	5	0	10
	Mark Packard	5	0	10
1970	Louis Bush	7	0	14
1971	Danny Ariail	7	4	18
1972	David Taylor	9	2	20
1973	David Harmon	7	2	16
1974	Dick Drayton	4	0	8
1975	Eric Cook	7	0	14
1976	Dick Drayton	9	2	20
1977	Sean Naber	9	3	21
1978	Steve Scott	8	0	16
1979	Chris Brown	10	6	26
	John Mansfield	11	4	26
1980	Tony Johnson	9	9	27
1981	Tim Ensley	12	3	27
	Tony Johnson	12	3	27
1982	Billy Hartman	10	6	26
1983	Shawn Ritchie	16	10	42
1984	David Smyth	8	8	24
1985	Tommy Nicholson	9	4	22
1986	Tommy Nicholson	6	9	21
	David Smyth	8	5	21
1987	Derek Missimo	13	5	31
1988	Derek Missimo	12	12	36*
1989	Derek Missimo	20	4	44*
1990	Derek Missimo	11	5	27
1991	Todd Haskins	8	4	20
1992	Kerry Zavagnin	6	12	24
1993	Temoc Suarez	16	7	39
1994	Temoc Suarez	16	7	39
1995	Temoc Suarez	8	8	24
1996	Temoc Suarez	7	10	24
1997	Carey Talley	6	10	22
1998	Chris Carrieri	13	3	29
1999	Chris Carrieri	12	5	29
2000	Chris Carrieri	25**	14	64**
2001	Ryan Kneipper	14	6	34

*Atlantic Coast Conference Scoring Leader

^NCAA Leader

YEARLY GOALKEEPING LEADERS

Year	Name	Min.	Sv.	GA	GAA	Sho.
1977	Martin Trimble	1445	102	16	1.00	9
1978	Kevin Kane	1357	58	6	0.40	9
1979	Kevin Kane	1652	99	14	0.76	5
1980	Kevin Kane	1770	123	16	0.81*	11
1981	Geoff Drayton	1273	109	18	1.27	6
1982	Bruce Talbot	1671	103	25	1.35	8
1983	Larry Goldberg	1453	76	22	1.36	6
1984	Larry Goldberg	1660	65	27	1.55	5
1985	Darren Royer	1255	52	19	1.36	5
1986	Brad Davis	1222	41	10	0.73	8
1987	Darren Royer	2130	78	24	0.94	10*
1988	Darren Royer	1571	68	29	1.66	3
1989	Watson Jennison	1394	62	24	1.55	5
1990	Watson Jennison	951	45	14	1.32	1
1991	Watson Jennison	2099	103	17	0.73*	11*
1992	Watson Jennison	1830	80	25	1.23	8*
1993	Dimitry Drouin	1624	68	31	1.72	4
1994	Dimitry Drouin	1509	80	26	1.55	4.5
1995	Dimitry Drouin	1516	53	23	1.37	5
1996	Dimitry Drouin	1242	45	27	1.96	3.8
1997	William Woodroffe	678	30	12	1.59	2
1998	Michael Ueltschey	607	21	9	1.33	1.5
1999	Michael Ueltschey	1472	46	17	1.04	6
2000	Michael Ueltschey	1871	67	16	0.77*	9*
2001	Michael Ueltschey	2308	68	10	0.74	12*

*Atlantic Coast Conference Leader



Michael Ueltschey (above) led the ACC in shutouts in each of the last two seasons.

Ryan Kneipper (right) led UNC in goals and was the Offensive MVP of the NCAA College Cup.

(photos by Michael Stahlschmidt)



Career Scoring Leaders

CAREER GOALS SCORED


Rank	Name (Years Played)	Goals
1.	Derek Missimo (1987-90)	56
2.	Chris Carrieri (1998-2000)	50
3.	Temoc Suarez (1993-96)	47
4.	Caleb Norkus (1997-2000)	40
5.	Mark Devey (1982-86)	32
	Tony Johnson (1979-82)	32
7.	Donald Cogsville (1984-88)	29
8.	Billy Hartman (1981-84)	28
	David Smyth (1984-87)	28
10.	Todd Haskins (1990-93)	27

CAREER ASSISTS

Rank	Name (Years Played)	Assists
1.	Chad Ashton (1986-89)	43
2.	Dino Megaloudis (1985-88)	34
3.	Billy Hartman (1981-84)	33
4.	Temoc Suarez (1993-96)	32
5.	Michael Bucy (1997-2000)	30
6.	Noz Yamauchi (1998-2001)	29
7.	Mark Devey (1982-86)	27
	David Smyth (1984-87)	27
9.	Derek Missimo (1987-90)	26
10.	Jay Ainslie (1979-83)	24
	Kerry Zavagnin (1992-95)	24
	Victor Suarez (1993-96)	24

CAREER TOTAL POINTS

Rank	Name (Years Played)	Points
1.	Derek Missimo (1987-90)	138
2.	Temoc Suarez (1993-96)	126
3.	Chris Carrieri (1998-2000)	122
4.	Caleb Norkus (1997-2000)	101
5.	Mark Devey (1982-86)	91
6.	Billy Hartman (1981-84)	88
7.	Chad Ashton (1986-89)	83
	David Smyth (1984-87)	83
9.	Tony Johnson (1979-82)	82
	Carey Talley (1994-97)	82



Jon Gardner

Chris Carrieri led the ACC and the nation in scoring in 2000 and finished his career second in school history in goals.



Chad Ashton (1986-89) is the Tar Heels' all-time assists leader.



Derek Missimo (1987-90) is Carolina's all-time goals and scoring leader.

Tar Heel Record Book

TEAM RECORDS

SINGLE MATCH

Most Goals Scored

15 vs. Emory, 10-31-58 (15-1)

Most Goals Allowed

8 vs. Maryland, 11-18-53 (1-8), vs.
Clemson, 11-9-76 (0-8)

Largest Margin of Victory

14 vs. Emory, 10-31-58 (15-1)

Largest Margin of Defeat

8 vs. Clemson, 11-9-76 (0-8)

Most Goals Scored in an ACC Match

9 vs. N.C. State, 10-18-62 (9-1)

Largest Margin of Victory in an ACC Match

8 vs. N.C. State, 10-18-62 (9-1)

Most Goals Allowed in an ACC Match

8 vs. Maryland, 11-18-53 (1-8), vs.
Clemson, 11-9-76 (0-8)

Largest Margin of Defeat in an ACC Match

8 vs. Clemson, 11-9-76 (0-8)

Most Assists in a Match

12 vs. East Carolina, 9-13-80 (10-0), vs.
Barton, 9-9-87 (12-0)

Most Points in a Match

36 vs. Barton, 9-9-87 (12-0)

Most Saves in a Match

40 vs. West Chester, 10-16-61 (0-2)

SEASON

Most Goals Scored

73, 2000 (24 matches)

Most Assists

82, 1980 (22 matches)
82, 2000 (24 matches)

Most Points

228, 2000 (24 matches)

Most Saves

167, 1981 (21 matches)

Most Shutouts

14, 2001 (25 matches)



Led by seniors (left to right) Eddie Robinson, Carson Porter, Michael Bucy, Brad Thomas, Matt Laycock and Caleb Norkus, the 2000 Tar Heels set or tied 11 school records on the way to winning the ACC Tournament and reaching the NCAA Tournament quarterfinals.

Most Overtime Matches Played

10, 1979 (24 matches)

Best Goals Per Match Average

4.10, 1966 (41 goals in 10 matches)

Best Assists Per Match Average

3.73, 1980 (82 assists in 22 matches)

Best Points Per Match Average

10.10, 1983 (212 points in 21 matches)

Most Victories

21, 2000 (21-3-0)
21, 2001 (21-4-0)

Best Winning Percentage

.909, 1959 (10-1-0)

Best Goals Against Average

0.63, 1978 (12 goals in 19 matches)

Fewest Goals Allowed

9, 1949 (9 matches)
9, 1955 (8 matches)
9, 1966 (10 matches)

Most Goals Allowed

38, 1997 (19 matches)

Most Goals Allowed Per Game

3.25, 1953 (26 goals in 8 matches)

MISCELLANEOUS

Most Consecutive Matches Scoring a Goal

36 (All 22 matches in 1993 season and first 14 matches of 1994 season)

Most Consecutive Victories

15 (Old Dominion match on 9/27/2000 through Rhode Island match on 11/26/2000)

Most Consecutive Matches Without a Loss

15 (Old Dominion match on 9/27/2000 through Rhode Island match on 11/26/2000)

Most Consecutive Shutouts

6 (The Citadel match on 10-7-92 through Winthrop match on 10-28-92)

INDIVIDUAL RECORDS

SINGLE MATCH

Most Goals

5 by James Reston vs. N.C. State, 10-18-62

Most Assists

4 by Steve Scott vs. UNC Charlotte, 10-29-77
4 by Ricky Marvin vs. UNC Charlotte, 9-10-80

Most Points

10 by James Reston vs. N.C. State, 10-18-62

Most Saves, One Goalkeeper

35 by Tom Griffith vs. West Chester, 10-16-61

Most Saves, Two Goalkeepers

40 by Tom Griffith (35) and Larry Steele (5) vs. West Chester, 10-16-61

Most Saves in a Shutout

25 by Martin Trimble vs. Appalachian State, 10-5-77

SEASON**Most Goals in a Season**

25 by Chris Carrieri, 2000
 20 by Derek Missimo, 1989
 16 by John Ghanim, 1959
 16 by Louis Bush, 1967
 16 by Shawn Ritchie, 1983
 16 by Temoc Suarez, 1993
 16 by Temoc Suarez, 1994
 15 by Marc Devey, 1983
 15 by Caleb Norkus, 2000
 14 by Donald Cogsville, 1988
 14 by Todd Haskins, 1993
 14 by Ryan Kneipper, 2001
 13 by James Reston, 1960
 13 by James Reston, 1962
 13 by Derek Missimo, 1987
 13 by Chris Carrieri, 1998

Most Goals in a Season by a Freshman

16 by Louis Bush, 1967
 16 by Shawn Ritchie, 1983
 16 by Temoc Suarez, 1993

Most Assists in a Season

15 by Victor Suarez, 1994
 15 by Michael Bucy, 2000
 14 by Chris Carrieri, 2000
 13 by Caleb Norkus, 2000
 12 by Billy Hartman, 1983
 12 by Chad Ashton, 1987
 12 by Derek Missimo, 1988
 12 by Chad Ashton, 1989
 12 by Kerry Zavagnin, 1992
 12 by Hector Suarez, 1993
 11 by Dino Megaloudis, 1985
 11 by Noz Yamauchi, 2001

Most Assists in a Season by a Freshman

12 by Kerry Zavagnin, 1992
 12 by Hector Suarez, 1993

Most Points in a Season

64 by Chris Carrieri, 2000 (led nation)
 44 by Derek Missimo, 1989
 43 by Caleb Norkus, 2000
 42 by Shawn Richie, 1983
 39 by Temoc Suarez, 1993
 39 by Temoc Suarez, 1994
 38 by Todd Haskins, 1993
 37 by Marc Devey, 1983
 36 by Derek Missimo, 1988
 34 by Ryan Kneipper, 2001
 33 by Michael Bucy, 2000
 32 by Louis Bush, 1967

Most Saves in a Season

162 by Larry Steele, 1960

Most Shutouts in a Season

12 by Michael Ueltschey, 2001

Most Matches Played in a Season

25 by Chad Ashton, Marc Buffin, John Cocking, Donald Cogsville, Steve Dragisics, Nick Efthimou, Derek Missimo and Darren Royer, 1987
 25 by Matt Crawford, Danny Jackson, Chris Leitch, David Stokes, Marcus Storey, David Testo, Michael Ueltschey and Noz Yamauchi, 2001

Most Matches Started in a Season

25 by Chad Ashton, Marc Buffin, Donald Cogsville, Steve Dragisics and Darren Royer in 1987
 25 by Matt Crawford, Danny Jackson, Chris Leitch, David Stokes, Michael Ueltschey and Noz Yamauchi, 2001

Most Goalkeeper Minutes Played

2,310 by Darren Royer, 1987

Best Goalkeeper Goals Against Average

0.40 by Kevin Kane, 1978

CAREER**Most Goals**

56 by Derek Missimo, 1987-90

Most Assists

43 by Chad Ashton, 1986-89

Most Points

138 by Derek Missimo, 1987-90

Most Saves

290 by Watson Jennison, 1989-92



Noz Yamauchi shares the UNC career record for matches played with 88.

Most Shutouts

28.5 by Michael Ueltschey, 1998-2001

Most Matches Played

88 by Chris Leitch, 1998-2001
 88 by Noz Yamauchi, 1998-2001

Most Matches Started

87 by Chris Leitch, 1998-2001

Most Goalkeeper Minutes Played

6,274 by Watson Jennison, 1989-92

Best Goalkeeper Goals Against Average

0.67 by Kevin Kane, 1977-80

MISCELLANEOUS**Most Consecutive Shutouts**

6 by Watson Jennison (The Citadel match on 10-7-92 through Winthrop match on 10-28-92)

Most Consecutive Matches Scoring a Point

16 by Chris Carrieri (Clemson match on 9-10-2000 through South Carolina match on 11-5-2000)

Most Consecutive Matches Scoring a Goal

11 by Chris Carrieri (Old Dominion match on 9-27-2000 through South Carolina match on 11-5-2000)

Most Consecutive Matches with an Assist

6 by Jay Ainslie (Belmont Abbey match on 10-19-83 through Wake Forest match on 11-5-83)

Miscellaneous Records & The ACC

CAROLINA RECORDS IN REGULAR-SEASON TOURNAMENTS

Tournament	Year	Record
Mayor's Cup	1978-80	4-2-0
Lynchburg Blue Ridge Tournament	1979	0-0-2
Williamsburg Kiwanis Classic	1979	1-1-0
Harbour Front Kiwanis Classic	1980, 82	2-1-1
South Carolina Invitational	1982	1-0-1
Wolfpack Classic	1983-84	3-1-0
Patriot Invitational	1983-87	6-3-1
Tar Heel Invitational	1986-88	4-2-0
Florida Invitational Cup	1986	1-1-0
Indiana adidas-Met Life Classic	1988, 94	2-2-0
Central Florida Invitational	1988	2-0-0
Demon Deacon Weekend Challenge	1989-92	5-3-0
Great Carolina Shootout	1990	2-0-0
adidas Carolina Classic	1991-95	10-0-0
Chiquita Invitational	1993	0-2-0
Sheraton/Lanzera Classic	1993	1-1-0
South Carolina MetLife Classic	1994	1-1-0
UConn/New England Ford Dealers Soccer Classic	1995	2-0-0
adidas/Eurosport Carolina Classic	1996-97	3-1-0
Nike Wake Forest Classic	1998	1-1-0
Nike Carolina Classic	1998-2000	6-0-0
Diadora Creighton Classic	1999	1-1-0
UAB Nike Classic	2000	1-1-0
UNC Greensboro Classic	2000-2001	4-0-0
Saint Louis Soccer Classic	2001	1-1-0
Totals		64-25-5

CAROLINA RECORDS IN OVERTIME GAMES

Versus All Opponents: 47-25-58

In Penalty Kicks: 2-0 (in 1987 versus South Carolina and 1992 versus Wake Forest)

Most Overtimes in One Season: 10 overtime games in 1979; 4-1-5 record

In NCAA Tournament Games: 6-1 (most recent — three games in 2001)

In ACC Tournament Games: 4-1-1 (most recent in 2000 vs. Virginia; win over Wake Forest in penalty kicks in 1992 officially recorded as a tie)

TOP 10 MEN'S SOCCER CROWDS AT FETZER FIELD

(Since 1990 Renovation)

- 3,825 — Carolina vs. Duke (10/2/99)
- 3,572 — Carolina vs. Virginia (9/29/96)
- 3,051 — Carolina vs. Duke (9/29/2001)
- 2,500 — Carolina vs. Virginia (9/25/94)
2,500 — Carolina vs. Duke (10/1/95)
- 2,400 — Carolina vs. Duke (NCAA 1st Round, 11/13/93)
- 2,055 — Carolina vs. South Carolina, 11/9/2001)
- 2,000 — Carolina vs. Virginia (9/24/2000)
- 2,000 — Carolina vs. UNLV (9/16/94)
2,000 — Carolina vs. Duke (10/6/91)
2,000 — Carolina vs. Clemson (9/10/95)

THE ATLANTIC COAST CONFERENCE



THE ACC'S TRADITION OF EXCELLENCE

Consistency. It's the mark of true excellence in any endeavor.

However, in today's intercollegiate athletics, competition has become so balanced and so competitive that it is virtually impossible to maintain a high level of consistency.

Yet the Atlantic Coast Conference has defied the odds. Now in its 50th year of competition, the ACC has long enjoyed the reputation as one of the strongest and most competitive intercollegiate conferences in the nation. ACC schools have captured 85 national championships, including 42 in men's competition and 43 in women's. In addition, 120 men and 31 women have earned the coveted title of NCAA champion.

2001-02 YEAR IN REVIEW

The 2001-02 academic year concluded with the league pocketing three more national team titles and six individual NCAA crowns. In all, the ACC has won 42 national team titles over the last 12 years.

The ACC's 2001-02 national champions were North Carolina in men's soccer, Maryland in men's basketball and Duke in women's golf. Overall, 93 ACC teams took part in post-season play compiling a 94-56 (.626) record.

A total of 171 student-athletes from the ACC earned first, second or third-team All-America honors this past year. In addition the ACC produced eight national Players of the Year, two national Rookies of the Year and six national Coach of the Year recipients.

The ACC placed at least one team in the top 10 nationally in 13 of the 25 sports sponsored by the league. In all, 33 ACC teams finished their season with a top 10 ranking.

THE CHAMPIONSHIPS

The conference will conduct championship competition in 25 sports during the 2002-2003 academic year - 12 for men and 13 for women. The first ACC championship was held in swimming on February 25, 1954 at NC State.

The 12 sports for men include football, cross country, soccer, basketball, swimming, indoor and outdoor track, wrestling, baseball, tennis, golf and lacrosse.

Women's sports were initiated in 1977. Championships for women are currently conducted in cross country, volleyball, field hockey, soccer, basketball, swimming, indoor and outdoor track, tennis, golf, lacrosse, softball and rowing.

A HISTORY

The ACC was founded on May 8, 1953, at the Sedgefield Inn near Greensboro, N.C., with seven charter members - Clemson, Duke, Maryland, North Carolina, North Carolina State, South Carolina and Wake Forest. Later in 1953, conference officials admitted the University of Virginia.

The first, and only, withdrawal of a school from the ACC came on June 30, 1971 when the University of South Carolina tendered its resignation. Georgia Tech was admitted to the conference in April of 1978, and Florida State joined in July of 1991.

Coaching & Series Records

ALL-TIME CAROLINA COACHES' RECORDS

Name	Yrs.	Record	Pct.	ACC Record	Pct.	Goals For	Goals Against
Marvin Allen	28	174-81-23	.667	53-41-16	.555	779	426
Alan Moore	2	8-9-1	.472	0-0-0	.000	28	49
Anson Dorrance	12	172-65-21	.708	31-31-7	.500	671	302
Elmar Bolowich	13	162-92-13	.631	30-40-8	.436	622	368
Totals	55	516-247-58	.664	114-112-31	.504	2101	1154



Marvin Allen
1947-50, 1953-76



Alan Moore
1951-52



Anson Dorrance
1977-88



Elmar Bolowich
1989-present

ALL-TIME SERIES RECORDS

Adelphi	1-0-0
Air Force	1-1-0
Akron	0-0-1
Alabama-Birmingham	1-1-0
American	4-0-1
Appalachian State	14-3-2
Barton	7-1-0
Belmont Abbey	29-1-0
Boston College	2-0-0
Bowling Green State	0-1-0
Bradley	1-0-0
Bridgeport	0-0-1
Brown	0-1-0
Campbell	13-2-1
Catawba	5-1-0
Central Florida	3-2-0
Charlotte	14-3-0
Cincinnati	1-0-0
The Citadel	3-0-0
Clemson	14-23-6
Coastal Carolina	2-0-0
College of Charleston	3-3-0
Connecticut	4-2-0
Cornell	2-0-0
Creighton	1-1-0
Dartmouth	1-0-0
Davidson	22-3-2
Dayton	1-0-0
Denver	1-0-0
Duke	34-30-6
East Carolina	19-1-0
East Stroudsburg	2-2-0
Elon	6-0-0
Emory	4-0-1
Erskine	4-0-0
Evansville	1-0-0
Fairleigh Dickinson	1-0-1
Florida International	1-1-0
Fullerton State	0-1-0
Furman	6-3-1
Georgetown	1-0-0

George Mason	1-2-1
George Washington	0-1-0
Georgia Southern	1-0-0
Georgia State	3-1-0
Guilford	6-0-1
Hartwick	1-1-0
Harvard	1-0-0
High Point	11-0-1
Howard	0-1-0
Illinois-Chicago	1-0-0
Indiana	2-2-0
Jacksonville	4-0-1
James Madison	1-2-0
Kentucky	1-0-0
Lehigh	1-0-0
Lenoir-Rhyne	4-0-0
Lock Haven	1-0-0
Loyola (Md.)	2-1-0
Lynchburg	7-3-2
Maryland	20-34-2
Massachusetts	1-0-0
Methodist	1-0-0
Michigan State	0-1-0
Navy	2-9-0
Nevada-Las Vegas	1-0-0
UNC Asheville	7-0-0
UNC Greensboro	7-2-1
NC State	41-19-8
North Carolina Wesleyan	4-0-0
UNC Wilmington	6-2-1
Ohio State	1-0-0
Old Dominion	4-2-1
Pennsylvania	0-1-0
Penn State	0-4-0
Pfeiffer	12-0-0
Philadelphia Textile	1-0-0
Portland	1-1-0
Princeton	1-0-0
Radford	4-2-1
Rhode Island	1-0-0
Rider	1-0-0
Roanoke	8-3-0

Rollins	1-2-0
St. Andrews Presbyterian	2-0-0
St. Bonaventure	0-1-0
St. John's (N.Y.)	1-0-0
Saint Louis	0-3-0
St. Mary's (Calif.)	1-0-0
San Francisco	1-0-0
Seton Hall	1-0-0
South Carolina	11-10-1
USC-Spartanburg	1-0-0
South Florida	2-3-1
Southern Connecticut State	0-1-0
Southern Indiana	1-0-0
Southwest Missouri State	1-0-0
Springfield	0-0-1
Stanford	1-0-0
Stetson	1-0-0
Tampa	0-1-0
Texas Christian	1-0-0
Towson	2-0-0
Trenton State	1-3-0
Tulsa	1-0-0
UCLA	0-1-0
Vanderbilt	1-0-0
Virginia	28-29-7
Virginia Military Institute	1-0-0
Virginia Tech	6-0-0
Wake Forest	18-4-5
Washington	0-1-0
Washington (Mo.)	1-0-0
Washington & Lee	12-3-0
West Chester	0-1-0
West Virginia Wesleyan	2-1-0
Western Carolina	1-0-0
William & Mary	7-1-0
Wingate	1-0-0
Winthrop	5-1-0
Wisconsin	1-0-0
Wofford	1-0-0

Bold indicates 2002 opponent

All-Time Lettermen



Donald Cogsville
1985-88



Kenton Cook
1973-75



Joey DiSalvo
1996-99

AAAA	
Abell, Benjamin	1979-82
Abronski, Adam	1978-81
Adams, James	1953 (M)
Ahearn, Donald	1949
Ainslie, Jay	1980-83
Albrecht, Kim	1980-83
Allen, William	1969-71
Anderson, Kenneth	1951 (M)
Anderson, Robert	1970
Anderton, Charles	1966
Ange, Wes	2001
Ariail, Danny	1970-72
Armstrong, Jonathan	1991-94
Ashby, Anson	1994-97
Ashton, Chad	1986-89
Austin, Lawrence	1958-60

BBBB	
Bach, Joseph	1947-49
Baldwin, Mark	1973-74
Barba, Louis	1966-67
Barks, Coleman	1956-58
Barnes, Lawson	1952
Baroff, Roy	1975-78
Barrett, Ciaran	1997
Batt, Jay	2000-01
Battle, Charles	1961-63
Baur, Edward	1965, 67
Beebe, Peter	1966-68
Beim, George	1961-63
Belmont, Eduardo	1964-65
Bennett, Hugh	1977-79
Bennett, Jackson	1971, 73
Bennett, John	1984
Berhalter, Gregg	1991-93
Berky, Zoltan	1974-75
Bernard, William	1977-78
Berson, Mark	1972-74
Betts, Earl	1948-49
Betty, Edgar	1949
Black, John	1976
Blair, William	1955-57
Blake, Peter	1961-63
Blankenship, Albert	1948-50
Blount, Marvin	1958-59
Blum, David	1977-79
Blum, Eric	1980
Blum, John	1982-84
Boak, Dave	1947-48
Boerner, Robert	1954
Boettingheimer, John	1979-80
Bofill, James	1973
Borden, Robert	1956-58
Bordogna, Richard	1959-61
Bost, William	1968
Bowman, Robert	1950
Boykin, Thomas	1987
Bradley, Matthew	1990
Brady, John	1973-74, 76
Braga, Ames	1970
Brannon, Robert	1950
Brayton, Richard	1967-70
Breeyear, Robert	1979
Brice, Warren	1953
Brody, Eric	1976
Brooks, David	1982-83 (M)
Brown, Christopher	1978-80
Brown, Grover	1954-56
Brown, Harry	1954
Brown, Kingman	1959-61
Bruggeworth, Robert	1956
Bryant, John	1953-54
Buckley, Bucky	1979-80
Buckner, Brian	1994
Bucy, Michael	1997-2000
Buffin, Marc	1986-89

Bunting, James	1951, 54-55
Burnston, Roland	1951-53
Burr, Peter	1978
Bush, Louis	1967, 69-70
Butler, Frank	1954-55
Butler, George	1963
Byrd, Harold	1961
Byrum, Sara (M)	2000

CCCC	
Cadwgan, Gordon	1964-65
Caiola, Greg	1992-95
Cambell, George	1960
Canfield, James	1966-68
Caporaso, James	1976
Capre, Michael	1989
Carothers, Milton	1974
Carpenter, Wade	1992 (M)
Carrieri, Chris	1998-2000
Carroll, Donald	1953
Carter, Christopher	1967
Cash, Stephen	2000
Caudell, Peter	1967
Champlin, Curtis	1957-59
Clark, Jamie	1995
Clifton, Benton	1954
Cocking, John	1986-88
Coffey, Ralph	1981, 84-85
Coffman, Kenneth	1968
Cogsville, Donald	1985-88
Colrolo, Jose	1987-89
Colavita, Christopher	1981-84
Colberson, Richard	1971-74
Cole, David	1951-52
Cole, Eric	1998
Collier, David	1976
Componovo, Roger	1992-94
Connolly, Christopher	1982-83
Cook, Bruce	1968
Cook, Eric	1974-76
Cook, Kenton	1973-75
Cook, Lisa	1980-81 (M)
Cooper, Wilson	1956
Cope, Thomas	1976-78
Cordle, Thomas	1957-59
Corkey, David	1956-58
Cothran, Pete	1954-55
Covell, Charles	1955-56
Crane, James	1966-68
Cranston, David	1988, 90-91
Crawford, James	1981
Crawford, Matt	1999-2001

DDDD	
Danielson, Greg	1996, 98
Daskal, Steven	1983, 85-86
Davis, Bradley	1985-86
Davis, Jonathan	2001
Davis, Roy	1967
Davis, Scott	1982-83
Dawson, Stephen	1971-74
Deloria, Beth	1984-85 (M)
Devey, Mark	1982-84, 86
Di Meo, Andreas	1997
Di Meo, Ben	1991-94
DiSalvo, Joey	1996-99
Disston, Michael	1972-73
Dodson, Jesse	1954
Dodson, Michael	1990
Donnelly, Nicholas	1980
Dorrance, Anson	1971-73
Dorrance, Peter	1975
Dorsett, Joseph	1949-50
Dougherty, Dennis	1962 (M)
Douglass, Christopher	1973-75
Doyle, John	1983-85
Dragisics, Stephen	1984-87

Drayton, Geoffrey	1978-81
Drayton, Richard	1974, 76-77
Drouin, Dimitry	1993-96
DuPre, Walter	1947 (M)
Dworin, Elliott	1963-64

EEEE	
Eaton, Richard	1976-77
Eftimiou, Nick	1987-89
Ensley, Timothy	1979-81
Erickson, Kim	1980 (M)
Erickson, Leif	1956-57 (M)
Evins, Thomas	1958-60

FFFF	
Faucette, John	1958
Feffer, David	1968-70
Fenimore, Edward	1975-78
Fenton, Timothy	1975-76
Ferebee, David	1947-49
Fernandez, John	1977-78, 81
Ferruzzi, Marco	1989-92
Fetzer, William	1953
Fiocco, Michael	1980-83
Flynt, Terri	1984 (M)
Ford, Russell	1967
Foster, John	1955-56
Fox, Douglass	1959
Foy, Edward	1949-51
Frassinetti, William	1981
Fromen, Gunnar	1970
Fumo, Jamie (M)	2000
Fumo, Ray	2001

GGGG	
Galifanakis, Mike	1951, 1956
Gallaudet, Peter	1967
Galves, Daniel	1964-66
Gard, Aaron	1993-96
Garrett, Theodore	1962
Gell, Mike	1999-2001
Ghamin, John	1957-59
Ghrisky, Henry	1963-64
Gilhooley, Frank	1983-86
Gilmore, Peter	1965-66
Giorgadze, Matsi	1995
Girou, Benoit	1997
Gladstone, Donald	1951, 53-54
Goldberg, Larry	1981-84
Goldburg, Jay	1954-55
Goodman, Hugh	1957-59
Gordon, Howard	1960
Gordon, Stuart	1972
Goslen, Allen	1950
Gourlay, James	1987-88
Grausman, Richard	1956-58
Green, Fletcher	1952-53
Green, Timothy	1974
Greenbaum, Jesse	1947-49
Greene, James	1963
Greenway, Clarence	1952, 55
Griffin, Geoffrey	1972-73, 75-76
Griffin, Peter	1974-77
Griffith, Thomas	1959-61
Gros-Piron, Alex	1992-93, 96
Gussenhoven, John	1966-68
Gwynn, James	1948-50

HHHH	
Hadas, Tuval	1992
Haddock, Samuel	1950 (M)
Hagaman, Smith	1947-48
Haigh, Tim	1968-70
Hamilton, Lewis	1960-61
Hamilton, Oliver	1952
Hammer, James	1964-66
Hardwick, Todd	1991-92

Harmon, David	1973-75
Harris, Glenn	1977-79
Harris, John	1955
Harris, Richard	1993
Hart, Dan	1983-84 (M)
Hartman, Billy	1981-84
Hartman, Charles	1955-56
Haskins, Todd	1990-91, 93
Hassold, Robert	1973-75
Haywood, William	1962-63
Heath, Lawrence	1965-67
Hellard, John	1958-59 (M)
Helms, Brandon	1998-2000
Helwig, David	1981-82
Henry, Francis	1964-66
Hexner, Peter	1948
Heyn, Christopher	1978-80
Hickey, Casey	1985 (M)
Higgins, George	1988-89
Hildebrand, Jonathan	2001 (M)
Hill, James	1954
Hogaboom, Pieter	1957
Hollis, Robert	1973-74
Holt, Kevin	1977-78 (M)
Holub, David	1983
Hooper, Walter	1952 (M)
Hopkins, Thomas	1950-52
Horton, Leland	1975-77
Hunt, Torrence	1967-68

IIII	
Ingold, Matt	1995
Insley, Marshall	1998-99
Irvine, James	1961-62
Isenburg, John	1964
Isherwood, William	1970-72

JJJJ	
Jablonka, Curtis	1994-95
Jackson, Basil	1947
Jackson, Danny	1998-2001
Jennison, Watson	1989-92
Johnson, Frederick	1947
Johnson, James	1993-96
Johnson, Mark	1973-74
Johnson, Robert	1964-66
Johnson, Tony	1979-82
Johnston, Charles	1947-48
Johnston, James	1965-67
Jones, Harvey	1955-56
Jones, Nicholas	1971
Jones, Robert	1961
Jones, Tracey	1973-74
Jordan, Nick	2000-01
Jordan, Thomas	1948
Justus, Beth (M)	1996

KKKK	
Kalb, Barrett	1950-52
Kampschmidt, Olaf	1975-77
Kane, Kevin	1977-80
Kaufman, Gustav	1951
Kelly, Robert	1981-83
Kelly, Roy	2001
Kenrick, John	1959-61
Kepner, Chip	1988-91
Kepner, Derek	1990-93
Kepner, Robert	1960-62
Killinger, Robert	1956
Killinger, Robert	1987
Kirby, Robert	1950
Kirkland, Thomas	1954
Kizer, Liz	1993 (M)
Klein, William	1957
Kneipper, Ryan	1999-2001
Kohler, William	1968-70
Krabacher, Ian	1994

Kruming, Martin	1962-63	Moss, Jeff	1982	Rijsman, Thomas	1996	Tittle, William	1963 (M)
Kuchmay, John	1967-70	Moyer, Francis	1968	Ritchie, Shawn	1983-84	Tonne, Christopher	1984-85
Kulenic, Daniel	1994-97	Moyer, Robert	1966	Roberts, Thomas	1963-65	Tremain, Rawleigh	1952
LLLL		Muldrow, Wendell	1988-91	Robertson, Tate	1958-59	Trimble, Martin	1975-78
Lalor, Paul	1984-85	Mumford, Christopher	1985	Robinson, Eddie	1996, 98-2000	Turner, Mark	1978-80
Lane, Calvin	1953-54	Murphy, Andrew	1963-65	Rommel, William	1975-76	Turner, Stephen	1978-80
Langley, John	1948-49	Murray, Robert	1992, 94-95	Rotelli, George	1969		
Lankford, Frank	1961-63	Muster, Karl	1969-71	Rouse, Charles	1974-76 (M)	UUUU	
Larrance, Casey	1985	NNNN		Rowley, Martin	1985-87	Ueltschey, Michael	1998-2001
Lau, Lisa	1984-86 (M)	Naber, Sean	1977-80	Royer, Darren	1985-88	Umstad, Walter	1949 (M)
Lawrence, Johna	1986-89 (M)	Nelson, Frank	1947-49	Russell, Harry	1951-54	Uthlaut, Herbert	1970 (M)
Laycock, Matt	1997-2000	Nelson, Terry	1984-87	Russell, Peter	1966		
Ledwith, Kevin	1972-73	Ngambi, Wisdom	1966-67	SSSS		VVVV	
Leidesdorf, Samuel	1961 (M)	Nicholson, Thomas	1984-86, 88	Sahaydak, Tim	1995-96	Vanore, Andrew	1995
LeRoux, Grant	1990, 92	Nisbet, Peter	1967	Sartorio, Steve	2000	VanWyck, Frederick	1964-66
Leitch, Chris	1998-2001	Norkus, Caleb	1997-2000	Sawyer, Blackwell	1949-51	VanZandt, Porter	1947
LeVasseur, William	1964-65	OOOO		Sayre, Richard	1963-64	Velez, Vincent	1997-98
LeVeau, David	1985	O'Connor, Thomas	1988-91	Schlacter, John	1962	Vreeland, Walling	1948
Levitan, Ryan	2000-01	O'Connor, Timothy	1971-73	Schumacher, Ryan	1998-2001	Vouloumanos, Nectarios	1992, 94
Levy, Frank	1947	O'Donnell, Gerry	1978, 1981	Scott, Steve	1975-78	WWWW	
Lew, Charles	1994	O'Donnell, Patrick	1981	Seggel, Peter	1968-70	Wachsman, Richard	1988-91
Loud, John	1964-66	Okoroma, Edwin	1963-64	Shaffer, Mark	1973-76	Walker, Brent	1990-92
Lowe, Lori	1995 (M)	Osborne, John	1976-78	Sharp, Graham	1995	Wall, William	1963
Lugossy, Frank	1983	PPPP		Shelton, Charles	1961-62	Walter, James	1966 (M)
Lurie, Fred	1950-51	Pace, Thomas	1970	Sherrill, Gary	1981, 1983	Walthall, Ralph	1973-74
Lyn, Christopher	1990-93	Packard, Mark	1967-69	Sherry, Herb	1987-91	Ward, Richard	1967-68, 71
Lyons, William	1949	Painter, Stephen	1961-63	Shettle, William	1959-60	Watkins, John	1995
Lyons, George	1983	Palacio, Leo	1982-83	Sidbury, William	1959-60	Wean, Jon	1998-99
MMMM		Pallulat, Henry	1947	Siegel, Edward	1962-63	Wells, Carey	1974-75
MacCalman, Duncan	1947-48, 50-51	Parker, Fred	1960, 1962	Sietsema, Stephen	1992-94	Welton, David	1958
Maher, Joseph	1979-82	Paterson, James	1968-69	Sigmon, Ashley	1993-96 (M)	West, Kenneth	1981-84
Mansfield, John	1977-79	Patseavouras, Louis	1952-53	Simpkins, Scott	1985	White, Finley	1958-59
Mansfield, Zack	2001	Patterson, Andrew	1952-53	Singer, Alain	1947	Whitfield, Charles	1957-59
Mansfield, Patricia	1987-91 (M)	Patterson, Furnifold	1964	Skelly, Thomas	1963	Williams, Allen	1947-48
Marcoplos, Mark	1971	Patterson, Scott	1965 (M)	Skidmore, James	1953-55	Williams, G.T.	1947
Marlin, Marcus	1985-86	Pause, Logan	2000-01	Skogle, Donald	1968-70	Wimberley, Tate	1995-96
Marvin, Richard	1978-81	Pawlik, Harry	1951-53	Skolsky, Steven	1974-76	Winsor, Arthur	1949-50
Mascia, Brian	1994-96, 97 (M), 98	Pazdan, Joseph	1950	Smith, Charles	1975-76	Wise, Doxce	1954
Mascia, Michael	1990-91	Perkins, Thomas	1958-60	Smith, James	1970-72	Woodroffe, William	1996-99
Mavretic, Josephus	1953-55	Perry, Donna	1990-91 (M)	Smith, Patrick	1992-95	Worrel, Steven	1980
Mayes, Richard	1967-68 (M)	Perry, Geoffrey	1966-68	Smith, Theodore	1956-57	Worth, Bruce	1972
McCallie, John	1969-71	Pfautz, Jack	1947-48	Smyth, David	1984-87	Wright, James	1989-91
McCallie, Spencer	1963-65	Pincus, Cyndi	1993 (M)	Snyder, William	1960-62	Wright, Thomas	1963-64
McCarthy, John	1969 (M)	Pinto, Hassan	1990-92	Sobel, Dave	1947-48	Writer, Jackie	1964-66
McConnell, Gregory	1989-91	Poff, James	1980-83	Sprinkle, Elmer	1959-60	YYYY	
McCormick, John	1954-56	Polak, Herman	1960-62	Starnes, Harry	1987	Yamauchi, Noz	1998-2001
McGinn, Joseph	1954	Polak, Willem	1964-66	Steele, Larry	1960-61	Yancey, Allen	1971-73 (M)
McGinty, Park	1962-64	Pope, Eddie	1992-95	Steffen, C.J.	1998-2000	Yelverton, Fred	1955 (M)
McGinty, Sean	2000-01	Popik, Daniel	1997	Stephan, Richard	1960 (M)	Yoncha, Ronald	1971
McKinnon, McKay	1968-70	Popp, David	1997-99	Stephens, George	1949-51	Youhanna, Theodore	1956-57
McNally, Andrew	1959-60, 62	Porter, Carson	1997-2000	Sterling, Arden	1968-71	Younts, James	1952-53
Meador, Jennifer	1982 (M)	Porter, Grant	2000-01	Stern, William	1958-59	ZZZZ	
Megaloudis, Dino	1985-88	Prakke, Herman	1960-62	Stilley, Scot	1992	Zadeyan, Ankist	1990
Meixner, Cathy	1986 (M)	Pratte, Doug	1994	Stokes, David	2000-01	Zarnegar, Cyrus	1995
Merola, David	1987-90	Propster, Robert	1974	Stone, Raymond	1966	Zavagnin, Kerry	1992-95
Merrill, Allen	1967, 69-70	Propster, William	1977, 79-80	Storch, Reid	1984-87	Zlotnicki, Bogdan	1957
Merritt, James	1948 (M)	Purks, James	1956-57	Storey, Marcus	2001		
Merritt, Tim	2001	QQQQ		Strickland, John	1965-66		
Metcalfe, Randolph	1972	Quackenbush, Robert	1958-60	Strong, Brian	1996-97		
Milazzo, Michael	1993-94	RRRR		Suarez, Hector	1993-95		
Milhound, Kim	1993 (M)	Rand, Tom	1956-58	Suarez, Temoc	1993-96		
Milledge, Allen	1950-51	Randolph, Carl	1951-53	Suarez, Victor	1993-96		
Miller, Kate	1981 (M)	Rattay, Raymond	1957-58	Suitor, Gilbert	1965		
Minis, Henry	1964, 1966	Reeves, William	1963, 1965	Sullivan, Audley	1953-55		
Missimo, Derek	1987-90	Reid, Michael	1980-82	TTTT			
Moltzon, Michael	1984-87	Redmond, Jorge	1996	Takacs, Larry	1977-79		
Monroe, Douglas	1974-76	Reston, James	1960-62	Talbot, Bruce	1982-83		
Montgomery, Ernest	1949-51	Reynolds, James	1995	Talbot, James	1962-64		
Moore, David	1990-93	Reynolds, Tim	1997	Talley, Carey	1994-97		
Moore, Springer	1963	Rhoades, William	1949-50	Tate, John	1983-85		
Moore, William	1947-49	Rhodes, John	1972-75	Taylor, David	1971-74		
Morgan, Matthew	1988	Richards, John	1979-82	Taylor, Robert	1976		
Morrow, Robert	1968	Richardson, David	1995	Testo, David	2001		
Morrow, Zach	2001	Rigley, Donna	1985 (M)	Thomas, Brad	1998-2000		
Morse, Timothy	1968-71			Thompson, Mike	1957-59		
				Tinkham, Adam	1988-91		
				Tison, Ben	1951-52		



Carey Talley
1994-97



Brad Thomas
1998-2000



Noz Yamauchi
1998-2001

2002 CAROLINA MEN'S SOCCER
2002 Opponents

AKRON

Aug. 30 • Home • 7:30 p.m.
Location: Akron, Ohio
Nickname: Zips
Conference: Mid-American
Head Coach: Ken Lolla
2001 Record: 10-7-1, 5-1 MAC
SID Contact: Melanie Schneider
Office Phone: (330) 972-6584
Fax Number: (330) 374-8844
Email: mschnei@uakron.edu
Web Site: www.GoZips.com

BROWN

Sept. 15 • Providence, R.I. • 2:30 p.m.
Location: Providence, R.I.
Nickname: Bears
Conference: Ivy League
Head Coach: Mike Noonan
2001 Record: 7-7-2, 5-1-1 Ivy
SID Contact: Kristen DiCiaro
Office Phone: (401) 863-2219
Fax Number: (401) 863-1436
Email: kristen_diciaro@brown.edu
Web Site: www.brownbears.ocsn.com

CAMPBELL

Sept. 24 • Away • 7 p.m.
Location: Buies Creek, N.C.
Nickname: Fighting Camels
Conference: Atlantic Sun
Head Coach: Doug Hess
2001 Record: 6-12-1, 1-5-1 A-Sun
SID Contact: Stan Cole
Office Phone: (910) 893-1331
Fax Number: (910) 893-1330
Email: cole@mailcenter.campbell.edu
Web Site: www.campbell.edu/athletics

CLEMSON

Nov. 3 • Away • 2 p.m.
Location: Clemson, S.C.
Nickname: Tigers
Conference: Atlantic Coast
Head Coach: Trevor Adair
2001 Record: 19-5
SID Contact: Sam Blackman
Office Phone: (864) 656-1924
Fax Number: (864) 656-0299
Press Box Phone: (864) 656-4303/4304
Email: blackmj@clemson.edu
Web Site: www.ClemsonTigers.com

CONNECTICUT (exhibition)

Aug. 24 • Cary, N.C. • 7 p.m.
Location: Storrs, Conn.
Nickname: Huskies
Conference: Big East
Head Coach: Ray Reid
2001 Record: 15-5-2, 9-1-0 Big East
SID Contact: Rachel Margolis
Office Phone: (860) 486-3531
Fax Number: ((860) 486-5085
Email: Rachel.Margolis@UConn.edu
Web Site: www.UConnHuskies.com

DAVIDSON

Sept. 7 • Home • 7 p.m.
Location: Davidson, N.C.
Nickname: Wildcats
Conference: Southern
Head Coach: Matt Spear
2001 Record: 11-8, 6-2 SoCon
SID Contact: Derek Smith
Office Phone: (704) 894-2931
Fax Number: (704) 894-2636
Email: desmith@davidson.edu
Web Site: www.davidson.edu

DUKE

Sept. 28 • Away • 7 p.m.
Location: Durham, N.C.
Nickname: Blue Devils
Conference: Atlantic Coast
Head Coach: John Rennie
2001 Record: 8-10-1, 2-4-0 ACC
SID Contact: Lindy Brown
Office Phone: (919) 684-2664
Fax Number: (919) 684-2489
Press Box Phone: (919) 684-6074
Email: lbrown@duke.edu
Web Site: www.GoDuke.com

ELON

Oct. 2 • Away • 7 p.m.
Location: Elon, N.C.
Nickname: Phoenix
Conference: Big South
Head Coach: Mike Reilly
2001 Record: 8-12, 3-4 Big South
SID Contact: Matt Eviston
Office Phone: (336) 278-6711
Fax Number: (336) 278-6768
Email: meviston@elon.edu
Web Site: www.elon.edu/athletics

GEORGE MASON

Oct. 22 • Home • 7 p.m.
Location: Fairfax, Va.
Nickname: Patriots
Conference: Colonial Athletic
Head Coach: Fran O'Leary
2001 Record: 8-9-1, 2-3-0 CAA
SID Contact: Ben Trilitipoe
Office Phone: (703) 993-3263
Fax Number: (703) 993-3259
Email: blrittip@gmu.edu
Web Site: www.GMUSports.com

LONG ISLAND

Sept. 5 • Home • 7 p.m.
Location: Brooklyn, N.Y.
Nickname: Blackbirds
Conference: Northeast
Head Coach: T.J. Kostecky
2001 Record: 8-7-4, 5-2-3 Northeast
SID Contact: Greg Fox
Office Phone: (718) 488-1420
Fax Number: (718) 488-3302
Web Site: www.liu.edu

MARYLAND

Oct. 5 • Away • 7 p.m.
Location: College Park, Md.
Nickname: Terrapins
Conference: Atlantic Coast
Head Coach: Sasho Cirovski
2001 Record: 11-9-1, 1-5 ACC
SID Contact: Stephanie Mociun
Office Phone: (301) 314-7063
Fax Number: (301) 314-9094
Press Box Phone: (301) 405-1537
Email: smociun@wam.umd.edu
Web Site: www.UMTerps.com

NAVY

Oct. 8 • Home • 7 p.m.
Location: Annapolis, Md.
Nickname: Midshipmen
Conference: Patriot League
Head Coach: Greg Myers
2001 Record: 11-3-3, 3-2-2 Patriot Lg.
SID Contact: Price Atkinson
Office Phone: (410) 293-2700 ext. 174
Fax Number: (410) 293-8954
Email: atkinson@usna.edu
Web Site: www.NavySports.com

UNC WILMINGTON

Oct. 15 • Away • 7 p.m.
Location: Wilmington, N.C.
Nickname: Seahawks
Conference: Colonial Athletic Association
Head Coach: Aidan Heaney
2001 Record: 3-15, 0-5 CAA
SID Contact: Joe Browning
Office Phone: (910) 962-3236
Fax Number: (910) 962-3686
Email: browningj@uncwil.edu
Web Site: www.uncwil.edu/athletics

NC STATE

Oct. 19 • Home • 7 p.m.
Location: Raleigh, N.C.
Nickname: Wolfpack
Conference: Atlantic Coast
Head Coach: George Tarantini
2001 Record: 4-15, 0-6 ACC
SID Contact: Brian Reinhardt
Office Phone: (919) 515-2102
Fax Number: (919) 515-2898
Email: brian_reinhardt@ncsu.edu
Web Site: www.GoPack.com

SAINT LOUIS

Sept. 1 • Home • 3 p.m.
Location: St. Louis, Mo.
Nickname: Billikens
Conference: Conference USA
Head Coach: Dan Donigan
2001 Record: 18-2, 9-1 CUSA
SID Contact: Doug McIlhagga
Office Phone: (314) 977-3462
Fax Number: (314) 977-7193
Press Box Phone: (314) 977-2011
Email: mcllhag2@slu.edu
Web Site: www.SLUBillikens.com

SOUTH CAROLINA

Nov. 8 • Home • 6 p.m.
Location: Columbia, S.C.
Nickname: Gamecocks
Conference: Independent
Head Coach: Mark Berson
2001 Record: 12-5-2
SID Contact: Julie St. Cyr
Office Phone: (803) 777-5257
Fax Number: (803) 777-2967
Press Box Phone: (803) 777-8722
Email: stcyr@gwm.sc.edu
Web Site: www.USCSports.com

VIRGINIA

Sept. 21 • Home • 7 p.m.
Location: Charlottesville, Va.
Nickname: Cavaliers
Conference: Atlantic Coast
Head Coach: George Gelinovatch
2001 Record: 17-2-1, 6-0 ACC
SID Contact: Adam Jones
Office Phone: (804) 982-5131
Fax Number: (804) 982-5700
Press Box Phone: (804) 977-2690
Email: acj4b@virginia.edu
Web Site: www.virginiasports.com

VIRGINIA COMMONWEALTH

Oct. 12 • Away • 7 p.m.
Location: Richmond, Va.
Nickname: Rams
Conference: Colonial Athletic
Head Coach: Tim O'Sullivan
2001 Record: 8-10-3, 2-2-1 CAA
SID Contact: Josh Lehman
Office Phone: (804) 828-7000
Fax Number: (804) 828-9428
Email: jmlehman@vcu.edu
Web Site: www.vcu.edu/vcurams

WAKE FOREST

Oct. 26 • Home • 7 p.m.
Location: Winston-Salem, N.C.
Nickname: Demon Deacons
Conference: Atlantic Coast
Head Coach: Jay Vidovich
2001 Record: 13-6-2, 3-2-1 ACC
SID Contact: Mike Vest
Office Phone: (336) 758-5640
Fax Number: (336) 758-5140
Press Box Phone: (336) 758-8681
Email: vestma@wfu.edu
Web Site: www.wakeforestsports.com

YALE

Sept. 13 • Providence, R.I. • 5 p.m.
Location: New Haven, Conn.
Nickname: Bulldogs
Conference: Ivy League
Head Coach: Brian Tompkins
2001 Record: 6-9-2, 1-5-1 Ivy
SID Contact: Tim Bennett
Office Phone: (203) 432-1457
Fax Number: (203) 432-1454
Email: timothy.bennett@yale.edu
Web Site: www.yale.edu/athletic

Series Records vs. 2002 Opponents

AKRON

(Iied, 0-0-1)

Year	Site	Result
1982	N	T, 2-2 (OT)

BROWN

(BU leads, 1-0-0)

Year	Site	Result
1993	N	L, 1-2

CAMPBELL

(UNC leads, 13-2-1)

Year	Site	Result
1993	N	L, 1-2
1967	H	W, 5-0
1972	A	W, 3-2
1977	A	W, 1-0 (OT)
1978	H	W, 2-1
1979	A	W, 2-0 (OT)
1980	H	W, 6-2
1981	A	L, 0-3
1982	H	W, 6-1
1983	A	W, 5-2
1984	H	W, 2-1
1985	A	T, 3-3 (OT)
1988	A	L, 1-2
1989	H	W, 3-1
1997	H	W, 3-2
1999	A	W, 5-0
2000	H	W, 1-0

CLEMSON

(CU leads, 23-14-6)

Year	Site	Result
1967	H	W, 5-1
1968	A	W, 4-3
1969	H	W, 4-1
1970	A	T, 3-3 (OT)
1971	H	T, 2-2 (OT)
1972	A	L, 1-5
1973	H	L, 0-2
1974	A	L, 0-6
1975	H	L, 1-3
1976	A	L, 0-8
1977	H	L, 1-5
1978	A	T, 0-0 (OT)
1979	H	L, 2-6
1980	A	T, 2-2 (OT)
1981	H	W, 1-0 (OT)
1982	A	L, 0-5
1983	H	L, 0-7
1984	A	L, 1-2
1985	H	L, 0-5
1986	A	L, 1-3
1987	H	W, 2-1
	N	W, 2-1 (OT)
	A	L, 1-4
1988	A	L, 1-2
	A	W, 2-1
1989	H	W, 2-1
1990	A	L, 0-1
1991	H	W, 2-1
	H	W, 3-1
1992	A	T, 1-1 (OT)
1993	H	T, 2-2 (OT)
	H	L, 2-4
1994	A	L, 1-4
1995	H	L, 1-2 (OT)
	N	L, 0-1
1996	A	L, 2-3 (OT)
1997	H	L, 0-1
1998	A	L, 0-5
1999	H	W, 2-1
	N	W, 1-0 (OT)
2000	A	W, 2-1
2001	H	W, 1-0
	A	L, 1-2

DAVIDSON

(UNC leads, 22-3-2)

Year	Site	Result
1956	H	W, 2-0
1957	A	W, 2-0
1958	H	W, 4-1
1959	H	W, 4-0
	A	W, 1-0
1960	H	W, 2-1 (OT)
1961	A	W, 2-0
1962	H	W, 7-3
1963	A	L, 0-3

1973	A	W, 5-0
1974	H	T, 1-1 (OT)
1975	A	W, 3-2 (OT)
1976	H	W, 3-0
1977	A	W, 1-0
1978	H	W, 2-1
1979	A	W, 3-1
1990	A	W, 4-1
1991	H	T, 0-0 (OT)
1992	N	L, 3-4 (OT)
1993	H	W, 5-0
1994	N	W, 4-0
1995	H	W, 3-0
1996	A	W, 4-0
1997	A	L, 0-2
1998	H	W, 4-2
1999	A	W, 3-2
2000	H	W, 4-0

DUKE

(UNC leads, 34-30-6)

Year	Site	Result
1947	H	W, 7-3
	A	L, 1-3
1948	H	T, 0-0 (OT)
	A	W, 2-1
1949	A	W, 1-0
	H	W, 2-0
1950	A	L, 0-3
	H	W, 1-0
1951	H	W, 3-2
	A	L, 0-6
1952	A	L, 1-3
	H	L, 1-3
1953	H	L, 2-5
1954	H	W, 2-1
	A	W, 2-0
1955	A	W, 1-0
	H	W, 2-0
1956	A	L, 0-3
1957	H	T, 5-5 (OT)
1958	A	W, 2-0
1959	H	W, 2-1
1960	A	L, 2-4
1961	H	L, 2-3
1962	A	W, 1-0
1963	H	T, 1-1 (OT)
1964	A	T, 1-1 (OT)
1965	H	W, 3-0
1966	A	W, 4-1
1967	H	W, 2-1
1968	A	L, 2-3
1969	H	L, 0-1
1970	A	W, 5-0
1971	H	W, 5-3
1972	A	T, 2-2 (OT)
1973	H	L, 1-2
1974	A	T, 1-1 (OT)
1975	H	W, 3-0
1976	A	L, 0-1
1977	H	W, 2-0
1978	N	W, 3-2
	A	L, 0-1
1979	H	W, 2-1
1980	H	L, 0-1
	A	L, 2-3
1981	H	L, 2-3
1982	A	L, 1-5
1983	H	W, 2-1 (OT)
1984	A	W, 1-0 (OT)
1985	H	L, 0-4
1986	A	L, 0-1
1987	H	W, 2-1
	A	W, 2-0
1988	A	L, 1-2
	N	W, 2-1
1989	H	L, 0-4
1990	A	L, 0-1
1991	H	W, 2-1
1992	A	L, 0-1
1993	H	W, 4-1 (OT)
	H	W, 3-2
1994	A	W, 4-3
	N	L, 0-2
1995	H	L, 1-2
1996	A	W, 3-2
1997	H	L, 2-6
1998	A	L, 0-2
1999	H	L, 0-1
	N	L, 0-4

2000	A	W, 4-2
2001	H	W, 1-0

EAST CAROLINA

(UNC leads, 18-1-0)

Year	Site	Result
1965	A	W, 13-1
1966	H	W, 12-0
1967	A	W, 4-0
1970	A	W, 8-0
1971	H	W, 4-0
1972	A	W, 5-2
1973	H	W, 5-2
1974	A	L, 1-2
1975	H	W, 2-0
1976	A	W, 3-0
1977	H	W, 5-0
1978	A	W, 7-0
1979	A	W, 2-1
	H	W, 2-1 (OT)
1980	H	W, 10-0
1992	H	W, 5-0
1993	H	W, 6-0
1994	H	W, 4-1
1995	H	W, 2-0

ELON

(UNC leads, 6-0-0)

Year	Site	Result
1980	A	W, 5-0
1981	H	W, 5-0
1982	A	W, 2-0
1986	H	W, 4-1
1989	H	W, 5-0
2000	H	W, 5-0

GEORGE MASON

(GMU leads, 2-1-1)

Year	Site	Result
1983	A	T, 2-2 (OT)
1985	A	L, 1-4
1986	A	L, 3-5
1987	A	W, 2-0

LONG ISLAND

(first meeting)

MARYLAND

(UM leads, 34-20-2)

Year	Site	Result
1949	H	L, 0-1
1950	A	L, 0-4
1951	H	L, 1-2
1952	A	L, 1-2
1953	H	L, 1-8
1954	A	L, 1-4
1955	H	L, 0-2
1956	A	L, 0-4
1957	H	L, 2-4
1958	A	L, 1-2
1959	H	L, 2-4
1960	A	L, 0-5
1961	H	L, 1-4
1962	A	L, 0-7
1963	H	L, 1-2
1964	A	L, 1-6
1965	H	L, 0-1 (OT)
1966	A	L, 1-2
1967	H	L, 1-3
1968	A	L, 1-3
1969	H	W, 3-2
1970	A	W, 3-2
1971	H	L, 1-3
1972	A	W, 2-1 (OT)
1973	H	T, 1-1 (OT)
1974	A	T, 0-0 (OT)
1975	H	W, 2-0
1976	A	W, 1-0
1977	H	W, 2-0
1978	A	W, 1-0 (OT)
1979	H	W, 1-0 (OT)
1980	A	W, 2-0
1981	H	W, 2-0
1982	A	L, 0-1 (OT)
1983	H	W, 2-0
1984	A	L, 0-1 (OT)
1985	H	L, 0-4
1986	A	L, 0-1
1987	H	W, 2-1
	A	W, 2-0
1988	A	L, 1-2
	N	W, 2-1
1989	H	L, 0-4
1990	A	L, 0-1
1991	H	W, 2-1
1992	A	L, 0-1
1993	H	W, 4-1 (OT)
	H	W, 3-2
1994	A	W, 4-3
	N	L, 0-2
1995	H	L, 1-2
1996	A	W, 3-2
1997	H	L, 2-6
1998	A	L, 0-2
1999	H	L, 0-1
	N	L, 0-4
1988	A	W, 3-2 (OT)

1989	H	L, 0-2
	N	L, 1-2
1990	A	L, 1-2
1991	H	L, 0-1 (OT)
1992	A	W, 1-0
1993	H	W, 1-0
1994	A	L, 1-2
1995	H	L, 1-2
	N	W, 4-3
1996	A	L, 1-3
1997	H	L, 1-2 (OT)
1998	A	W, 2-1 (OT)
	N	L, 0-2
1999	H	L, 0-1
2000	A	W, 5-1
2001	H	W, 2-1

NAVY

(Navy leads, 9-2-0)

Year	Site	Result
1947	A	L, 1-2
1948	A	L, 0-2
1949	A	L, 0-3
1961	A	L, 1-5
1962	A	L, 0-4
1963	A	L, 0-6
1964	H	L, 2-7
1965	A	L, 1-2
1966	A	L, 0-3
1983	N	W, 3-2
1992	H	W, 2-0

UNC WILMINGTON

(UNC leads, 6-2-1)

Year	Site	Result
1976	H	W, 5-0
1977	A	L, 3-6 (OT)
1978	H	L, 1-4
1979	A	T, 1-1 (OT)
1980	H	W, 3-0
1981	A	W, 2-1
1982	H	W, 3-0
1983	A	W, 4-0
1984	H	W, 3-0

NC STATE

(UNC leads, 41-19-8)

Year	Site	Result
1949	A	W, 3-1
	H	W, 6-0
1950	A	W, 6-0
	H	W, 3-1
1951	H	W, 4-2
	A	T, 1-1 (OT)
1952	H	L, 0-1
	A	W, 2-1
1953	A	T, 2-2 (OT)
	H	L, 0-4
1954	H	W, 1-0
	A	L, 0-3
1955	H	W, 3-0
	A	T, 3-3 (OT)
1956	H	W, 7-2
1957	A	L, 1-2
1958	H	W, 2-0
1959	A	W, 5-2
1960	H	W, 5-1
1961	A	W, 5-3
1962	H	W, 9-1
	A	W, 6-1
1963	A	W, 3-1
1964	H	W, 4-1
1965	A	W, 3-0
1966	H	W, 4-0
1967	A	W, 6-2
1968	H	W, 3-0
1969	A	W, 4-0
	H	W, 4-0
1970	H	T, 1-1 (OT)
1971	A	L, 0-2
1972	H	W, 5-0
1973	A	W, 2-1
1974	H	W, 3-2
1975	A	L, 3-4
1976	A	W, 4-1
	H	L, 1-2 (OT)
1977	A	W, 2-1 (OT)
1978	A	W, 5-0
	H	W, 2-1
1979	N	L, 0-1 (OT)

	A	W, 2-0
1980	H	L, 0-4
1981	A	L, 2-4
1982	H	T, 4-4 (OT)
1983	A	L, 1-2
1984	H	L, 1-4
1985	A	W, 1-0
1986	H	T, 0-0 (OT)
1987	A	L, 0-1
	N	W, 4-3 (OT)
1988	H	W, 2-1 (OT)
1989	A	L, 2-3
1990	H	W, 2-0
1991	A	L, 1-4
1992	H	T, 0-0 (OT)
1993	A	L, 2-3
	H	W, 3-0
1994	H	L, 0-1
1995	A	T, 1-1 (OT)
1996	H	L, 2-3 (OT)
1997	A	L, 1-3
1998	H	W, 1-0
1999	A	W, 3-0
2000	H	W, 7-1
2001	A	W, 4-0
	N	W, 2-0